



level DIGITAL WALLCOVERINGS



## Built From The Best Materials

The Ultimate in Interior Finish Products.

Surface Materials was established over 40 years ago and has been growing ever since. Now, as a woman owned business, Surface Materials serves the interior design community as a trusted resource for supplying quality commercial interior finish products including:

Wallcoverings

Floorings

Architectural Laminates

Wood Veneers

Wall Panel Systems

Digital/Scalable Wall Designs

Acoustical Panel Systems

Acoustical Products

Surface Materials works with architects, interior designers, contractors and building owners to help them fully realize their design vision. With a territory covering 15 states in the Midwest and Northeast, Surface Materials' team supports each design project with unique interior finish products that bring a design concept to life.

Surface Materials  
6655 Parkland Blvd | Solon, OH 44139  
440.248.0000 | [surfacematerials.com](http://surfacematerials.com)

ISO 9001:2015 Certified | ISO 14001:2015 Certified | HUB (Historically Underutilized Business) Certified



**Exclusive Designs, Rights-Ready & Customizable**

Extraordinary, high-resolution, print-ready designs that are only available in this program.

Ready to specify as-is or adapt to your needs. Customize design & color. Customize layouts & sizing. Or we can create a new design tailored to your needs and creative vision.

Archives of thousands more designs available to specify as Level digitally produced wallcovering.

**Exciting New Materials, Near Limitless Printing Solutions**

Premium Type II 20 oz. Vinyl (Smooth & Stipple Finish)

PVC-Free Type II Wallcovering

Clear & Frosted Window Films

Acoustic Fabrics & Sound Absorption Solutions

Rigid Impact Protection Materials

Polycarbonates & Acrylic Sheets

Laminates & Wood Veneers

Many, Many More...

**Pain-Free Project Management**

With nearly two decades of experience in custom digital wallcoverings specifically for the commercial contract market, we've become experts at our craft. From accuracy and quality to robust communication, we work tirelessly to ensure that each job is completed smoothly and efficiently - on time, on budget, and headache free.



**LOST & FOUND**

Reclaimed	6
Gutenberg	10
Downtown	12

**GEOMETRY**

Lindsey	16
Quadrans	22
Constellations	24
Nexus	26
Nexus Squared	28
High Tide	30
Dot Matrix	34
Patchwork	36

**WORD WALLS**

Greetings	40
Executive	40
Script	42
Brick	42

**ARTS**

Monson #51	46
Convoke	50
Weird Surface	51
La Verite	52
Line Up	54
Ballast	56
Cities in Motion	60

**TRANQUIL**

Minerology	66
Sliver	68
Waterfall	72
Astronomy	74
Ribbon	78
Prairie Grass	80
Prairie Watercolor	82

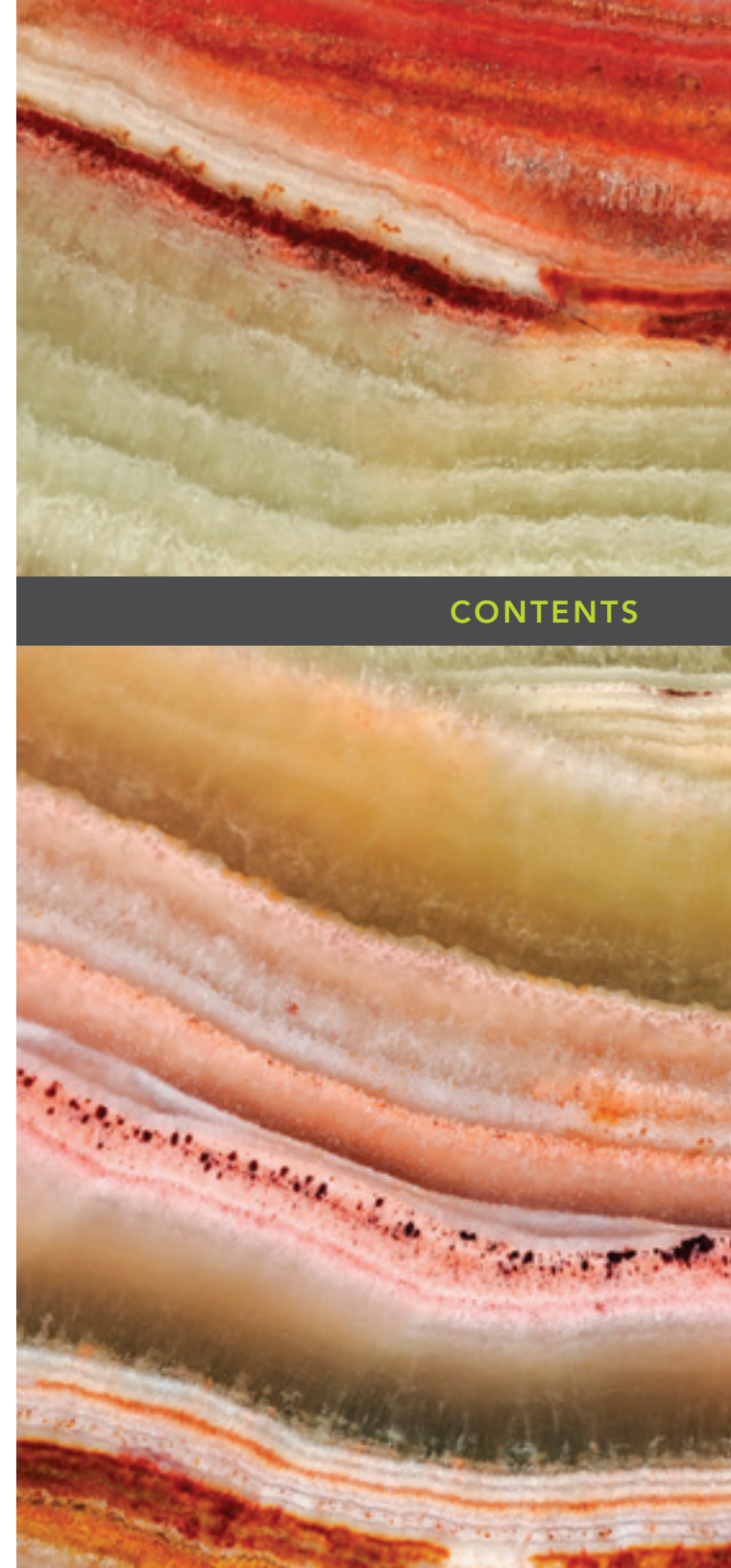
**SPECIALTY SOLUTIONS**

Window Film	84
Acoustic Panels	86
Rigid Impact Protection	86

**SPECIFYING**

Design Archives	90
How to Order	92
Level Difference	94

**CONTENTS**





LOST & FOUND

THIS PAGE  
Reclaimed shown in:  
L50102 Whitewash

OPPOSITE  
Reclaimed shown in:  
L50105 Salvaged



TOP TO BOTTOM  
Reclaimed shown in:  
L50103 Aged  
L50104 Blonde

OPPOSITE  
Reclaimed shown in:  
L50101 Intermix

ABOUT THE DESIGN | Reclaimed

Based in Cleveland, Ohio, *Rustbelt Reclamation* creates truly distinctive wood interiors and furniture for a variety of clients in hospitality, corporate, and institutional settings. Salvaging wood from buildings slated for demolition across America's steel belt, they harvest and re-purpose material from abandoned barns, factories, churches, and more. This very special wood (most from old-growth forests well over a hundred years old) is kept out of landfills and given a second life.

In an exclusive partnership, Level Digital Wallcoverings is continuing this mission with our new collection of unique reclaimed wood wallcovering designs, created directly from examples in the *Rustbelt Reclamation* warehouse.

Painstakingly photographed at high resolution, these planks, joists, and beams have been combined into new works of print-ready art, indelibly marked with the traces of history.



Learn more about Rustbelt Reclamation at [rustbeltreclamation.com](http://rustbeltreclamation.com)



THIS PAGE  
Gutenberg shown in:  
L51602 Endgrain

OPPOSITE  
Gutenberg shown in:  
L51601 Ink Stained



Did you know?  
Many of our designs are  
available in a variety of  
alternate versions. Visit  
[findyourlevel.com](http://findyourlevel.com) to  
see the full offering of  
designs.

TOP TO BOTTOM  
Downtown shown in:  
L51901 Metropolitan  
L51902 Upbeat

OPPOSITE  
Downtown shown in:  
L51903 Verdigris



Customize *Downtown* with names and photos from your neck of the woods.





GEOMETRY

THIS PAGE  
Lindsey shown in:  
L50606 Linear Jade

OPPOSITE  
Lindsey shown in:  
L50601 Boss



TOP TO BOTTOM  
Lindsey shown in:  
L50604 Desert  
L50603 Mondrian

OPPOSITE  
Lindsey shown in:  
L50602 Epic



Request our WallMax clear protective wallcovering topcoat to achieve superior durability and scratch resistance.





OPPOSITE  
Lindsey shown in:  
L50605 Linear Turquoise

THIS PAGE  
Lindsey shown in:  
L50607 Metro

TOP TO BOTTOM  
 Quadrans shown in:  
 L50901 Salsa  
 L50902 Upbeat

OPPOSITE  
 Quadrans shown in:  
 L50903 Black & White

**ABOUT THE ARTIST** | Andrew Reach

Andrew Reach's career as an established architect spanned over twenty years before a debilitating spinal disease left him disabled and no longer able to work. At the urging of his spouse, Reach began teaching himself Photoshop to make greeting cards from his collection of vintage paper ephemera. Making art became a form of therapy, warding off depression and helping cope with pain.

Soon, he began to experiment beyond cards, using the program to create original digital art. The technology allowed him to make large format works that would be too physically demanding to paint by hand. With time, a rich vocabulary of artistic expression emerged.

His large-scale geometric abstractions are a natural outgrowth of his architecture, brought to life in a visual dance of color, composition, and optical play that gives them an innate sense of movement; a stand-in for the artist's inability to move freely through the world.



All artwork in the Quadrans & Constellations collections © Andrew Reach. All Rights Reserved. andrewreach.com



TOP TO BOTTOM  
Constellations shown in:  
L51003 Scorpio  
L51001 Libra

OPPOSITE  
Constellations shown in:  
L51002 Aquarius



Use any Level design as-is, or as inspiration; a point of departure for a new and unique solution.

All artwork in the *Quadrans & Constellations* collections © Andrew Reach. All Rights Reserved. andrewreach.com



TOP TO BOTTOM  
Nexus shown in:  
L51103 Sunburst  
L51102 Lagoon

OPPOSITE  
Nexus shown in:  
L51101 Lava

ABOUT THE ARTIST | Miloslav Hermanek

Miloslav Hermanek is a Czech architect and graphic designer. Building on the legacy of his father, a prominent Czech stage designer, Hermanek's futuristic visions are nothing short of theatrical. Drawing on his skill as an architect, he uses the latest digital software to create intricate three-dimensional electronic realms.

The use of space plays a significant role in Nexus, where Hermanek showcases a vast network of connections in the depths of an imaginary three-dimensional space.



All artwork in the Nexus & Nexus Squared collections  
© Miloslav Hermanek. All Rights Reserved.  
miloslavdesign.com



TOP TO BOTTOM  
Nexus Squared shown in:  
L51201 Smoke  
L51202 Pomegranate

OPPOSITE  
Nexus Squared shown in:  
L51203 Blush



Adapting artwork, illustration, graphics or photography to a client's space and unique requirements.

All artwork in the Nexus & Nexus Squared collections  
© Miloslav Hermanek. All Rights Reserved.  
miloslavdesign.com



TOP TO BOTTOM  
High Tide shown in:  
L51502 Salsa  
L51503 Flamingo

OPPOSITE  
High Tide shown in:  
L51504 Jazz



Our Color Target Sheets contain over 1,000 digitally printable colors and make the custom color process easy and affordable.





THIS PAGE  
High Tide shown in:  
L51501 Sand Dollar

OPPOSITE  
Dot Matrix shown in:  
L50702 Carnival



TOP TO BOTTOM  
Dot Matrix shown in:  
L50703 Tangerine  
L50701 Blue Suede

OPPOSITE  
Dot Matrix shown in:  
L50704 Orchid  
(with coordinating custom  
window film using both white  
and color inks)



Print a Level design on window film to add elegance and sophistication to privacy screening, glass partitions, windows and more.



CLOCKWISE  
Patchwork shown in:  
L50503 Meadow  
L50501 Mist  
L50502 Lagoon  
L50504 Spice  
(with optional striations)

OPPOSITE  
Patchwork shown in:  
L50505 Lava shown  
(with optional striations)



time  
rive  
**THINK BIG** obsession **FIERCE!** be awesome  
SMILE freedom dedication adventure start doing  
ie *Enjoy the moment* attitude **ROLL** With it power worry  
★ SOUL believe guts & glory kindness connection strength MAKE CHANGE HAPPEN  
anything is possible *strive* partnership innovation **ATTITUDE**  
difference trailblazer *be nice* dream TAKE ACTION energy  
★ FUN *alive* astounding *pluck* speak out enthusiasm creativity believe in yourself

WORD WALLS

TOP TO BOTTOM

Greetings version shown in:  
L51701 Carnival  
Executive version shown in:  
L51703 Blue Suede

OPPOSITE

Greetings version shown in:  
L51702 Sand Dollar  
(in a custom layout)



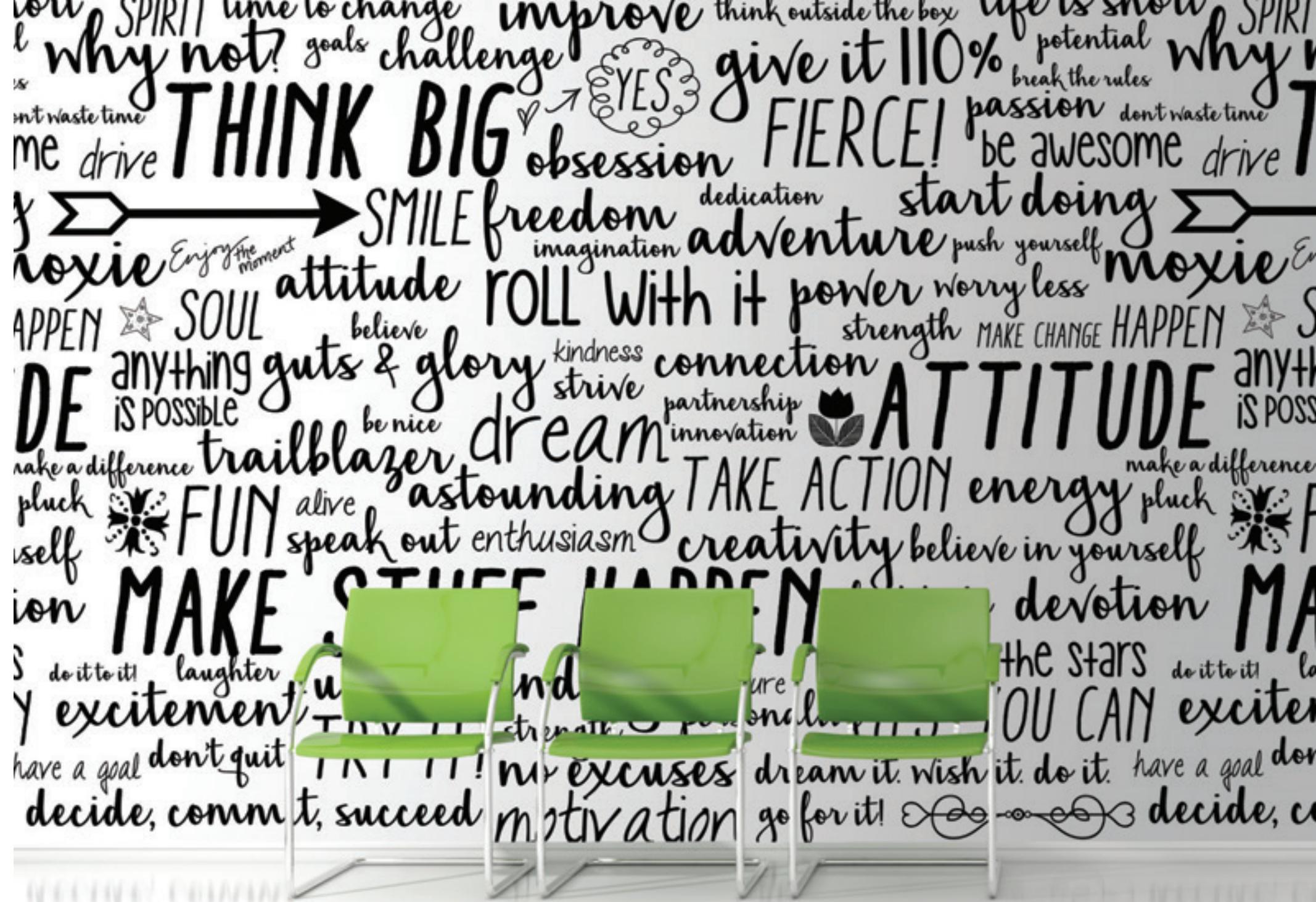
Many ways to customize:  
Add your own text  
Change the layout  
Change the typeface

TOP TO BOTTOM  
Word Walls "Brick" version  
shown in L51705 Bold  
& L51704 Vino

OPPOSITE  
Word Walls "Script" version  
shown in L51706 Sharpie  
& L51704 Vino



Many ways to customize:  
Add your own text  
Change the layout  
Change the typeface





ARTS

TOP TO BOTTOM

Swept Off My Feet shown in:  
L403203 Warm Hues  
L403202 Deep Hues

OPPOSITE

Swept Off My Feet shown in:  
L403201 Cool Hues



© Julie Hawkins, Artist, Courtesy of Canadian Art Prints and Winn Devon Art Group, Inc.





THIS PAGE  
Monson #51 shown in:  
L50203 Upbeat

OPPOSITE  
Convolve shown in:  
L52103 Desert Rose



TOP TO BOTTOM  
Convoke shown in:  
L52101 Carnival  
L52102 Teal

OPPOSITE  
Weird Surface shown in:  
L52001 Stange Hues

ABOUT THE ARTIST | Danny Ivan

Danny Ivan is a graphic designer and digital artist living in Oporto, an ancient Roman port city in North Portugal. He sometimes starts his concepts as sketches or drafts on paper using pencil and rulers, but his explorations in geometry reach epic proportions when brought to life digitally. Bold color is his signature, along with explosions of abstraction, undulations of strange textures, and the hypnotic use of geometric forms, which for him have a direct connection to emotional qualities such as happiness, enthusiasm, and energy.

"My creative process defines what I really love in life: bold people, bold moments, and bold emotions. What I really want when I'm making an artwork or design is for people to react when they see it. I try to capture everything I see, listen to, and taste in one work."



All artwork in the Convoke, Weird Surface, & LaVerite collections © Danny Ivan. All Rights Reserved. dannyivan.com



THIS PAGE  
LaVerite shown in:  
L52201 Lipstick

OPPOSITE  
LaVerite shown in:  
L52202 Onyx

We proudly offer environmentally conscious solutions in both our print technology and our materials.

All artwork in the *Convoke*, *Weird Surface*, & *LaVerite* collections © Danny Ivan. All Rights Reserved. [dannyan.com](http://dannyan.com)



TOP TO BOTTOM  
Line Up shown in:  
L52302 Sand Dollar  
L52301 Lava

OPPOSITE  
Line Up shown in:  
L52303 Verdigris

ABOUT THE ARTIST | Kate Snow

Kate Snow is a self-taught painter and printmaker living in Cleveland, Ohio. After five years at the cooperative art space, Zygote Press, she now works from her home studio full time. While much of her art is influenced by natural elements, she also explores the uneasy relationship between order and perceived chaos.

At their core, her work investigates how these and other universal elements affect the ways we connect with ourselves and relate to others. She also creates a small line of stationery, apparel, and home goods in collaboration with her husband, Eagan Rackley, under the name Four Fish Ink.



All artwork in the *Line Up* collection © Kate Snow.  
All Rights Reserved.  
fourfishink.com



TOP TO BOTTOM  
Ballast shown in:  
L51803 Lounge  
L51801 Original

OPPOSITE  
Ballast shown in:  
L51801-OP1  
(the Original colorway is  
overprinted on a Level  
brick pattern)

ABOUT THE ARTIST | Mark Thomas

After receiving a BFA in painting from Kent State University, Mark Thomas moved to Cleveland, Ohio, and was immediately attracted to the decayed and industrial areas of the city. Drawn to the textures found on the oxidized metal surfaces covering the city's bridges and abandoned structures, Thomas combed the rusty underbelly of the metropolis for inspiration. He began to experiment with automotive enamel and other industrial pigments – laying the paint down in thick layers, then stripping it back by applying a belt sander directly to the surface of the canvas, often leaving imperfections and holes in the process.

Over time, he gathered the skills necessary to create these laborious compositions, while still enjoying the inevitable element of chance that informed each piece. His Ballast series is a direct reaction to the urban landscape – tough, man-made, gritty, with bursts of vibrant color, and hints of America's industrial past.



All artwork in the Ballast collection © Mark Thomas. All Rights Reserved.



THIS PAGE  
Ballast shown in:  
L51802 Grid

OPPOSITE  
Ballast shown in:  
L51801-OP2  
(a custom coloration is  
overprinted on a Level  
brick pattern)

We manage projects and budgets of all sizes with the same care and attention to detail, and we're always eager to find the right solution for our clients.

All artwork in the Ballast collection © Mark Thomas.  
All Rights Reserved.



TOP TO BOTTOM  
 Cities in Motion versions:  
 L52405 Brooklyn Bridge  
 L52406 Dumbo

OPPOSITE  
 Cities in Motion version:  
 L52403 Traffic



ABOUT THE ARTIST | Alessio Trerotoli

Alessio Trerotoli is an Italian photographer, born and raised in Rome, who finds his subject matter travelling the world. Inspired by the character and movement of the places he visits, Trerotoli creates abstract representations of urban landscapes by superimposing several different photographs to build a single, multi-layered image.

Each and every detail is duplicated a dozen times, the lights and structures multiplied, the hustle and bustle amplified – with this technique Trerotoli builds dazzling and strange visions of seemingly familiar places. His series, *Cities in Motion*, features both iconic and everyday views of New York City, layered to showcase the surprisingly lush textures of his urban dreamscapes.



All artwork in the *Cities in Motion* collection  
 © Alessio Trerotoli. All Rights Reserved.  
 alessiotrerotoli.it



TOP TO BOTTOM  
Cities in Motion versions:  
L52404 Williamsburg  
L52401 Times Square

OPPOSITE  
Cities in Motion version:  
L52402 Grand Central



Ongoing R&D towards best-in-class materials, inks, coatings, and technology.

All artwork in the *Cities in Motion* collection  
© Alessio Trerotoli. All Rights Reserved.  
alessiotrerotoli.it



TRANQUIL

TOP TO BOTTOM  
Minerology shown in:  
L50803 Agate  
L50801 Geode

OPPOSITE  
Minerology shown in:  
L50802 Crystal



With nearly two decades of experience, we've become very familiar with the unique challenges that come with digitally printed wallcoverings, films and other materials.

THIS PAGE  
Sliver shown horizontally in:  
L50401 Ice

OPPOSITE  
Sliver shown vertically in:  
L50403 Orchid

There are literally hundreds of materials available on which your Level design can be printed, and the list grows almost daily.





OPPOSITE  
Sliver shown in:  
L50402 Verdigris

THIS PAGE  
Waterfall shown in:  
L51301 Gothic

TOP TO BOTTOM  
Waterfall shown in:  
L51302 Icy  
L51303 Lagoon

OPPOSITE  
Waterfall shown in:  
L51304 Aquatic



For applications in healthcare, hospitality, education, corporate interiors, government and more, Level offers near limitless creative possibilities for today's designer.

TOP TO BOTTOM  
Astronomy shown in:  
L51404 Nebula  
L51402 Blueprint

OPPOSITE  
Astronomy shown in:  
L51401 Starchart



Endless variations can be achieved simply by editing the elements within a design.





THIS PAGE  
Astronomy shown in:  
L51403 Deep Space

OPPOSITE  
Ribbon shown in:  
L50301 Ice



TOP TO BOTTOM  
Ribbon shown in:  
L50303 Verdigris  
L50304 Lava

OPPOSITE  
Ribbon shown in:  
L50302 Upbeat



Require changes?  
Every design in the  
Level program can  
be specified as is or  
customized to better  
suit your needs.

TOP TO BOTTOM  
Prairie Grass shown in:  
L52503 Batik  
L52502 Canyon


OPPOSITE  
Prairie Grass shown in:  
L52501 Spa



LEFT TO RIGHT  
Prairie Watercolor shown in:  
L52602 Cerulean  
L52603 Magenta

OPPOSITE  
Prairie Watercolor shown in:  
L52601 Indigo





SPECIALTY SOLUTIONS

**CLOCKWISE**  
 Arboretum shown in:  
 L32001CD Birch  
 (with custom colors &  
 white ink)  
 Lindsey shown in:  
 L50605 Linear  
 (in various opacities of  
 white ink only)  
 Woodland Wonderland  
 shown in:  
 L33207CD Teal  
 (in various opacities of  
 white ink only)  
 Astronomy shown in:  
 L51403 Deep Space  
 (in white ink only as  
 privacy screening)

**OPPOSITE**  
 Ribbon shown in:  
 L50302 Upbeat  
 (as color ink on film)



LEFT TO RIGHT  
Prairie Grass shown in:  
L52503 Batik  
(printed on rigid impact  
protection material)

OPPOSITE  
Downtown shown in:  
L51903 Verdigris  
(in a custom coloration and  
layout, printed on acoustic fabric  
and stretched over acoustic  
panels)

Lindsey shown in:  
L50602 Epic  
(printed on rigid impact  
protection material)



**CLOCKWISE**  
Lineation shown in:  
L32100A1CD Multi  
Willow Wisp shown in:  
L31064CD Bright Willow  
Central Park shown in:  
L31134CD Birch  
Shoot the Breeze shown in:  
L32555LV Upwind

**OPPOSITE**  
Bandwidth shown in:  
L31091CD Blue Glass

**BROWSE**  
In addition to this book,  
there are hundreds  
more design and color  
options available at  
findyourlevel.com. Just  
click on the *Designs* tab.

Still don't see what  
you're looking for?  
Browse our extensive  
archive from the *Design  
Archives* link at the  
website, or call your  
sales representative to  
schedule a conversation  
with our creative team.



## A Step-By-Step Guide to Specifying Level

### ■ STEP 1: SELECT A DESIGN & COLOR

The designs in the Level program are available in a range of colorations and many feature several layout variations. Each of these designs can be specified as is, or may be customized to better suit your needs.

### ■ STEP 2: CHOOSE CUSTOM OPTIONS

Every design in the Level program was created with flexibility in mind, and the possibilities for their customization are near limitless. In an effort to make your project as simple as possible, choose from these options:

#### LAYOUT CUSTOMIZATION

**Simple:** Many designs lend themselves to very simple modifications including flipping or rotating the design, creating a mirror image, or isolating specific elements. The intricacy of each design will determine if these adaptations are applicable, and our staff is available to assist in selecting these options.

**Complex:** Specific modifications can be applied to the design by changing the technique of the artwork, adding new elements, or using a design as a launching point for a completely new piece of art.

#### COLOR CUSTOMIZATION

**Simple:** Designs with flat or solid colors can be simply customized. Rearranging the position of the colors within one of these designs, or even changing the colors to ones selected from our Color Target Sheets are examples of very simple color customization (see Page 95 for details). The intricacy of each design will determine the application of these options, and our staff is more than happy to assist you.

**Complex:** Artists have created many of our designs with complex texturing and layering. We can modify the colors in these designs to blend to your specific palette and we have a variety of tools at our disposal to facilitate this process.

Need help? A screen sharing session with a member of our creative team can make the process of customizing your Level design very efficient.

### ■ STEP 3: DETERMINE SIZE & SCALE

All Level designs, customized or not, are sized to customer specifications. In many cases you will simply need to know the overall height and length/width of your space, and your selected design will be sized accordingly. If you have a complex installation that requires multiple sizes or custom fitting to intricate spaces, please have as much information as possible ready when you call for your quote.

### ■ STEP 4: SELECT A SUBSTRATE

There are literally hundreds of materials available on which your Level design can be printed, and the list grows almost daily. In an effort to make these options more accessible, we have divided the substrates into two categories:

#### MOST POPULAR MATERIALS

These are the most often specified materials - they have been thoroughly tested and are recommended for all Level designs. We keep in inventory each material in this group, which allows us to be very responsive to tight deadlines. This group includes the following materials:

- Type II 20 oz. Commercial Vinyl (Smooth or Light Stipple Texture)
- Optically Clear Window Film
- Type II PVC-Free Contract Wallcovering (Smooth or Light Stipple Texture)

#### ADDITIONAL MATERIALS

We can digitally print on a wide array of other materials, both rigid and rolled goods. We generally do not keep these materials on hand, but most can be readily obtained for your installation requirements. Just some of the many substrates in this group are:

- Sound Absorption Fabrics
- Rigid Wall Protection Material
- Polycarbonates & Acrylic Sheets
- Textured Vinyls & Much More

Our experienced, knowledgeable staff can quickly provide you basic information about the durability and color characteristics of most specialty materials, and it is important to remember that printing on specialty materials nearly always involves a longer lead time and more upfront expense than our standard materials. However, there is no better way to create a stunning and utterly unique wallcovering than printing on these materials, and we're here to help you every step of the way.

### ■ STEP 5: REQUEST A QUOTE

Once you've compiled all the information needed, simply provide it to your sales representative!

## Creative Expertise + Technology

The Level team are experts in the use of digital print technology for the commercial interior décor market. With nearly 20 years of experience, we have a deep knowledge and mastery of the intricacies of this technology. We also invest in the latest printing technology to offer the widest possible range of production options for our clients.

### OUTSTANDING DESIGNS

The heart of the Level program is its growing library of extraordinary designs. And behind those designs is the Level team of talented stylists and designers, who combine years of experience with fresh ideas and new outlooks on commercial wallcoverings. We keep a close eye on commercial wallcovering trends and styles, and creatively interpret that research into **exciting new designs that designers, specifiers, and their clients will love.**

### EXPERIENCED PROJECT MANAGEMENT

**If you can dream it, we'll find a way to make it happen.** Adapting artwork, illustrations, graphics or photography to a client's space and unique requirements is what we do best. With many years of successful projects under our belt, we know all of the unique challenges that come with custom digital wallcoverings, and we've amassed a considerable tool kit to address them. We continually manage projects and budgets of all sizes with the same care and attention to detail, and we're always eager to find the right solution for our clients.

### STATE-OF-THE-ART PRINTERS & INKS

Level wallcoverings are printed using the latest advancements in UV-based and latex-based inks on high-speed, large format digital presses. We maintain a close relationship with our hardware and ink suppliers, cooperating in R&D to improve the durability and applicability of our products. And our wallcoverings history and experience allows us to find solutions and tackle new challenges specific to **key commercial wallcoverings markets - healthcare, hospitality, corporate, and retail.**

### NEAR LIMITLESS SUBSTRATES & DURABLE LAMINATES

We are able to print your design on an ever-growing list of materials including Type II vinyls, PVC-free commercial wallcovering, window films, laminates, rigid materials, and more. Many of our materials feature environmentally friendly attributes, and we continually expand our offering of substrate materials to keep up with the demands of the market and **provide new options for designers and specifiers.** Optional liquid laminate top-coats can provide additional durability and abrasion-resistance, or feature anti-microbial or anti-graffiti properties.

## Environmental Responsibility

We proudly offer wallcovering options that meet the demands of our environmentally conscious customers without sacrificing the highest standards of artistry, quality, and durability. In particular, Level digital wallcoverings offer green solutions in both our print technology and our offering of printable substrates. We are also able to produce wallcoverings that, when printed with our latex inks on a PVC-free wallpaper, are GREENGUARD Children & Schools Certified<sup>SM</sup>, can help building owners obtain LEED credits, and meet AgBB criteria.

## Level Proofing Tools Explained

While digital print technology allows for unparalleled design freedom, its print-on-demand nature necessitates some unique sampling and proofing solutions. Our goal is to provide the most accurate, beneficial, and cost effective tools possible to help you visualize the final product at various stages of development.

We have created an assortment of proofing devices, each targeted at demonstrating a specific task or specification. Depending on the complexity and level of customization associated with your project, you may receive one or more of these during the course of production.

Please visit the website or contact your sales representative for more information regarding these tools.

### DESIGN PDF

An emailed PDF of your artwork in an elevation view (may be superimposed over your actual architectural elevations upon request). The intent of the PDF is to visually demonstrate how a requested design will appear when sized, cropped, scaled, and/or customized to your specifications.

### CUSTOM DESIGN PROOF

A Custom Design Proof, also referred to as a CAD, may be generated for custom colorations. The proof is printed on paper and features a crop of a given design re-colored in the selected custom colors. It is not intended for final color approval, but rather as an aid in establishing color placement and position. 16" x 20".

### SUBSTRATE SAMPLE

A small swatch of substrate material, including its basic specifications, is available for all Standard Substrates and many Specialty Substrates. Available printed or unprinted.

### COLOR TARGET SHEETS

A series of color swatches printed on our standard vinyl containing over 1,000 digitally printable colors. When specifying custom colors, the Color Target Sheets are an ideal and affordable starting point to selecting your colors.

### STRIKE-OFF

The Strike-Off is your final sign-off prior to production. It is printed on your specified substrate and features a crop of the final artwork, demonstrating its actual production size, scale, color, material, and layout. 36" x 52".

## Join Us Online

Get the most out of Level by engaging with us online. Go to the website to find more designs, more color options, product specifications, tools, galleries, and more. And join the creative conversation on social media for the latest updates.

 /leveldigitalwallcoverings

 @findyour\_level

 /findyour\_level

 /company/level-digital-wallcoverings



WHY LEVEL?



Extraordinary Designs, Ready to Customize

Exciting New Materials, Near Limitless Printing Solutions

Pain-Free Project Management

Since 1998

**leVel** DIGITAL WALLCOVERINGS



**leVel** DIGITAL WALLCOVERINGS

Extraordinary Designs, Ready to Customize

Exciting New Materials, Near Limitless Printing Solutions

Pain-Free Project Management

Since 1998

 **surface**materials  
*The ultimate in interior finish products.*