Thermal Edge Inc.™

TEMPERATURE CONTROL SOLUTIONS FOR ELECTRICAL ENCLOSURES

UL Listed Enclosure Air Conditioners

Fully Integrated Condensate Evaporation Package
Programmable Digital Controller
Thermal Expansion Valve
Narrow Design to fit onto a 12" Enclosure
Energy Efficiency - Low Running Amps

Get the Edge... Get Thermal Edge

Temperature Control Solutions for Electrical Enclosures

TECO

sales@tecotechnology.com
tecotechnology.com

Request a Quote

Thermal Edge Inc.™

TEMPERATURE CONTROL SOLUTIONS FOR ELECTRICAL ENCLOSURES

UL Listed Enclosure Air Conditioners

Fully Integrated Condensate Evaporation Package
Programmable Digital Controller
Thermal Expansion Valve
Narrow Design to fit onto a 12" Enclosure
Energy Efficiency - Low Running Amps

Get the Edge... Get Thermal Edge

TECO

sales@tecotechnology.com
tecotechnology.com

Request a Quote

Thermal Edge Inc.™

Get the Edge... Get Thermal Edge

TEMPERATURE CONTROL SOLUTIONS FOR ELECTRICAL ENCLOSURES

WHAT MAKES AN AIR CONDITIONER A THERMAL EDGE AIR CONDITIONER?

There are three critical features that make a Thermal Edge Enclosure Air Conditioner different from any other line of air conditioners.
Standard on Every Unit:

DRIP-FREE CONDENSATE REMOVAL IS NOT OPTIONAL

Water is the by-product of every air conditioner. At Thermal Edge we understand that a puddle next to your sensitive electronic enclosure may be a problem. We eliminate this messy problem by changing the troublesome water back into a vapor and venting it out of your way. That means no puddles, stains or mess near your electrical enclosure, control system or production line. In addition, our condensate evaporation system precools the refrigerant which lowers the running amps and thus lowers your energy usage.

Condensate Evaporation Is Standard On Every Unit... **NO DRAIN TUBE IS NEEDED**

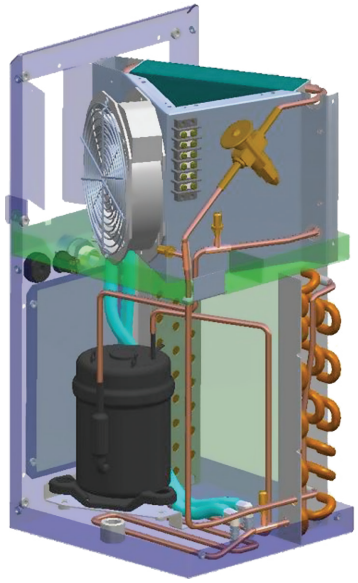

THERMAL EXPANSION VALVE CONTROLS THE FLOW

Thermal Expansion Valves balance and modulate the refrigerant flow to the heat load by sensing the temperature of the refrigerant leaving the evaporator.

WITH THERMAL EDGE, YOU HAVE A SMARTER ENCLOSURE AIR CONDITIONER

DIGITAL, PROGRAMMABLE CONTROLLER:

- Fully programmable
- Built in alarms and alerts
- Will operate heating & cooling
- Standard on every air conditioner
- Ethernet, Modbus RTU and Ethernet/IP communication options
- Remote controller option places controller inside cabinet

Thermal Edge Inc.™ 5-YEAR WARRANTY

CS SERIES AIR CONDITIONERS

- Industry leading 5-Year Workmanship Warranty
- Smallest 2000 BTUH available
- Active Condensate Evaporation is standard
- Fits on a 7" or 10" deep enclosure
- Available in UL Types 12, 4, 4X
- Fully programmable digital controller with temperature and pressure monitors for a **smarter** air conditioner
- 115V, 230V
- 1000 BTUH
- 2000 BTUH

NE SERIES AIR CONDITIONERS

- Industry leading 5-Year Workmanship Warranty
- Active Condensate Evaporation is standard
- Fits on a 12" deep enclosure
- Available in UL Types 12, 4, 4X and Hazardous Environment applications
- Fully programmable digital controller with temperature and pressure monitors for a **smarter** air conditioner
- 115V, 230V, 460V
- 1000 BTUH
- 1500 BTUH
- 2000 BTUH
- 3000 BTUH
- 4000 BTUH
- 5000 BTUH
- 6000 BTUH
- 8000 BTUH

TM SERIES AIR CONDITIONERS

- Industry leading 5-Year Workmanship Warranty
- Top Mounted Enclosure Air Conditioners
- Active Condensate Evaporation is standard
- Available in UL Types 12, 4, 4X
- Fully programmable digital controller with temperature and pressure monitors for a **smarter** air conditioner
- 115V, 230V, 460V
- 6000 BTUH
- 8000 BTUH

HC SERIES AIR CONDITIONERS

- Industry leading 5-Year Workmanship Warranty
- Active Condensate Evaporation is standard
- Available in UL Types 12, 4, 4X and Hazardous Environment applications
- Fully programmable digital controller with temperature and pressure monitors for a **smarter** air conditioner
- 115V, 230V, 460V
- 10,000 BTUH
- 12,000 BTUH
- 15,000 BTUH
- 20,000 BTUH

Thermal Edge Inc.™ 5-YEAR WARRANTY

(972) 580-0200 • www.thermal-edge.com • thermalinfo@thermal-edge.com

MADE IN THE USA

AIR CONDITIONER PRODUCT LINE

Model	BTU/Hour	Voltage/ Phase/Hz	Running Amps	Maximum Ambient Temp	Maximum Integrated Heat (Watts)	H x W x D	Ship Weight
NE010126	1,000	115/1/60	3.44	125°F	NA	22″ x 11.8″ x 8.5″	65
NE010236	1,000	230/1/60	2.67	125°F	NA	22″ x 11.8″ x 8.5″	67
CS011D48	1,000	48 VDC	3.7	125°F	NA	17″ x 7″ x 7″	43
CS011126	1,000	115/1/60	2.7	131°F	350	17″ x 7″ x 7″	45
NE015126	1,500	115/1/60	3.44	125°F	NA	22″ x 11.8″ x 8.5″	65
NE015236	1,500	230/1/60	2.67	125°F	NA	22″ x 11.8″ x 8.5″	67
NE020126	2,000	115/1/60	3.76	125°F	1000	32" x 11.8" x 9.5"	79
NE020236	2,000	230/1/60	3.07	125°F	1000	32" x 11.8" x 9.5"	86
NE020486	2,000	460/1/60	0.94	125°F	1000	38″ x 11.8″ x 9.5″	113
CS020126	2,000	115/1/60	4.1	131°F	500	20″ x 10″ x 10″	58
CS020236	2,000	230/1/60	2.0	131°F	500	20″ x 10″ x 10″	63
NE030126	3,000	115/1/60	5.15	125°F	1000	32″ x 11.8" x 9.5″	80
NE030236	3,000	230/1/60	3.07	125°F	1000	32″ x 11.8" x 9.5″	86
NE030486	3,000	460/1/60	1.3	125°F	1000	38″ x 11.8″ x 9.5″	113
NE040D48	4,000	48 VDC	25.3	131°F	NA	35.27″ x 11.8" x 9.5″	120
NE040126	4,000	115/1/60	5.15	125°F	1000	32″ x 11.8" x 9.5″	80
NE040236	4,000	230/1/60	3.07	125°F	1000	32″ x 11.8" x 9.5″	86
NE040486	4,000	460/1/60	1.3	125°F	1000	38″ x 11.8" x 9.5″	113
NE050126	5,000	115/1/60	7.26	125°F	1000	36" x 11.8" x 15.1″	111
NE050236	5,000	230/1/60	3.76	125°F	1000	36" x 11.8" x 15.1″	106
NE050486	5,000	460/1/60	1.9	125°F	1000	44.63″ x 11.8″ x 15.1″	150
NE060126	6,000	115/1/60	7.83	125°F	1000	36" x 11.8" x 15.1″	111
NE060236	6,000	230/1/60	4.8	125°F	1000	36" x 11.8" x 15.1″	112
NE060486	6,000	460/1/60	2.4	125°F	1000	44.63″ x 11.8″ x 15.1″	156
TM061126	6,000	115/1/60	10.6	131°F	1000	15.6″ x 26.3″ x 20.2″	163
TM061236	6,000	230/1/60	6.0	131°F	1000	15.6″ x 26.3″ x 20.2″	163
TM061486	6,000	460/1/60	3.0	131°F	1000	15.6″ x 26.3″ x 20.2″	206
NE080126	8,000	115/1/60	7.83	125°F	1000	36" x 11.8" x 15.1″	117
NE080236	8,000	230/1/60	4.8	125°F	1000	36" x 11.8" x 15.1″	118
NE080486	8,000	460/1/60	2.4	125°F	1000	44.63″ x 11.8″ x 15.1″	156
TM081126	8,000	115/1/60	11.6	131°F	1000	15.6″ x 26.3″ x 20.2″	163
TM081236	8,000	230/1/60	7.0	131°F	1000	15.6″ x 26.3″ x 20.2″	163
TM081486	8,000	460/1/60	3.5	131°F	1000	15.6″ x 26.3″ x 20.2″	206
HC101126	10,000	115/1/60	19.4	131°F	1500	48″ x 15.9″ x 15.1″	182
HC101236	10,000	230/1/60	8.2	131°F	1500	48″ x 15.9″ x 15.1″	186
HC101486	10,000	460/1/60	4.1	131°F	1500	57.6″ x 15.9″ x 15.1″	275
HC121126	12,000	115/1/60	19.4	131°F	1500	48″ x 15.9″ x 15.1″	185
HC121236	12,000	230/1/60	8.2	131°F	1500	48″ x 15.9″ x 15.1″	183
HC121486	12,000	460/1/60	4.1	131°F	1500	57.6″ x 15.9″ x 15.1″	280
HC151236	15,000	230/1/60	11.3	131°F	1500	48″ x 15.9″ x 15.1″	190
HC151486	15,000	460/1/60	5.7	131°F	1500	57.6″ x 15.9″ x 15.1″	290
HC201236	20,000	230/1/60	13.7	131°F	1500	56.1″ x 23″ x 15″	225
HC201486	20,000	460/1/60	6.9	131°F	1500	65.7″ x 23″ x 15″	380

ADVANTAGES

- Systems engineered to maintain lower running amps for higher efficiency
- Options and Accessories designed to solve critical applications such as Corrosive or Hazardous Environments
- Customer Service Reps answering your calls
- A website that is easy to navigate AND solutions that are easy to find
- Equipment tested to perform and built to last
- Units designed with our customers' applications and environments in mind

NO WATER DRIPS FROM THERMAL EDGE ENCLOSURE AIR CONDITIONERS

Thermal Edge Inc.™

Get the Edge... Get Thermal Edge

Temperature Control Solutions for Electrical Enclosures

Air Conditioner Options

- Electrostatic Coil Coating to protect from corrosion caused by a salt or chemical environment
- Integrated Heat Packages to provide total temperature control for your enclosure, not just from the heat of summer but from the cold of winter
- Dry Contact Options to allow the use of alarms, lights and notifications
- External Heat Control to support use of an externally mounted heater in the enclosure
- 316 Stainless Steel for applications where 304 is not suitable
- Hazardous Location for Class I, Division 2 Groups A, B, C & D applications
- Vibration Package allows for enclosure cooling on cranes, moving vehicles or other difficult locations
- 2" Deep Extended Filter Media for applications like flour, cement or coal when a standard filter will load too quickly
- Remote Controller Option to place our digital controller inside the electrical enclosure when the environment requires more security
- Redundant System Package for critical applications, when enclosure cooler failure is not an option. This system operates two air conditioners with specially programmed controllers that toggle the two units to operate them alternately to guarantee that your enclosure always stays at its required temperature and provide automatic backup
- The Universal Mounting Plate allows mounting the Thermal Edge Enclosure Air Conditioner onto an enclosure that formerly held a different air conditioner model

At Thermal Edge, we understand your environment and the issues that your environment creates for your electrical enclosures and systems. Everything we build has been designed and tested to meet your strict requirements for quality and durability.
Food & Beverage, Paper & Pulp, Chemical, Gas, Cement or Telecom, Thermal Edge has a system to handle the problem of controlling the environment of your sensitive and important operating systems.

Thermal Edge air conditioners can be built to operate on the voltage and frequency available wherever you need them.

Use the ETM Calculator and Product Recommender to Find the Right Cooling Capacity and Products for Your Application
https://thermal-edge.com/enclosure-temperature-management-calculator

Contact Us Today for Temperature Control Solutions for Your Electrical Enclosures
(972) 580-0200
Email: thermalinfo@thermal-edge.com

All information subject to change without notice.

Certified ISO 9001:2015 Company

Brochure #1
2018-09-24

Made in the USA

5-Year Warranty

Fandis solutions for enclosures



FILTER FANS

Filter fans are a practical solution for removing heat from the cabinet.
They channel filtered ambient air into the enclosure, expelling warm internal air through an exhaust filter or roof unit to reduce temperatures and protect electronic components from overheating.

Fandis offers a variety of options to meet different cooling and ventilation requirements.

FF SERIES

TIME-SAVING INSTALLATION
Quick tool-less mounting system with clips for 0.039in to 0.146in thick plates

QUICK CONNECTION
Cage clamp free-tool wiring system

IP55 AND TYPE 3R
Ideal for indoor or outdoor use in harsh industrial environments

EMC-COMPATIBLE
Metal shielding for electromagnetic protection (available on request)

SLIDE OPENING
Easy replacement of the filter media without the need of tools

COLORS
Custom RAL colors subject to minimum order

Details that make the difference

Cage clamp system

Sliding mechanism

Improved water resistance

Fandis Type 3R filter fans are specifically designed to meet the outdoor location needs and provide a degree of protection for the enclosure and the internal electrical control components from falling dirt, dust, rain, sleet and from damage caused by the formation of ice.

The application rated 3R design includes durable plastic construction that allows direct sunlight or water exposure without the risk of premature aging.

The FF series of filter fans is suitable to preserve the integrity of components inside an electrical cabinet for outdoor use, and ensure greater resistance to degradation due to environmental factors. The main **benefits of the FF Type 3R filter fans** are:

- waterproof
- IP54 and IP55 protection
- plastics construction against atmospheric deterioration
- UV-resistant
- quick tool-less mounting system with clips for 0.039 to 0.146in thick plates

Model numbering system for FF SERIES

description	FF	15	P	A	230	U	N	R	5	3	C	1	-S00	*description*
FAMILY **FF**														**CUSTOM SERIES** **S**** = custom version
DIMENSION CODE **08** - 4.19 x 4.19 **12** - 5.91 x 5.91 **13** - 8.03 x 8.03 **15** - 9.84 x 9.84 **20** - 12.8 x 12.8														**VERSION**
														EMC **C** = EMC shielded
														TYPE RATING **( )** = Type 12 or Type1 **3** = Type 3R
FAN SIZE **P** = small **M** = medium **G** = large **GE** = large with plastic adaptor **( )** = standard														
														FILTER MAT **( )** = G3 **A** = G2 **5** = G4 **O** = without
VOLTAGE **A** = a.c. voltage **D** = d.c. voltage														
RATED VOLTAGE **115** = 115 Va.c. **230** = 230 Va.c. **400T** = 400 Va.c. 3~ **12** = 12 Vd.c. **24** = 24 Vd.c. **48** = 48 Vd.c.														
														AIR FLOW DIRECTION **( )** = standard flow **R** = reverse flow
COLOR **R** = grey RAL 7032 **U** = grey RAL 7035 **N** = black RAL 9005														**FAN SUPPLIER** **N** = NMB **E** = Ecofit **F** = Fandis

FF series exhaust filters

- Free-tool clip mounting system
- Plate thickness: FF08 from 0.039 to 0.079in; FF12, FF13 from 0.051 to 0.126in; FF15, FF20 from 0.051 to 0.146in (up to 0.157in with cut-out max tolerance)
- Standard color RAL 7035, other colors available on request, subject to quantity
- Standard protection ratings: IP54 and Type 12. Optional versions: IP55, Type 1, 3R and EMC

Model	Dimensions	Cut-Out	Weight
	in	in	lb
FF08U	4.19x4.19x0.91	3.6x3.6	0.22
FF12U	5.91x5.91x1.15	4.88x4.88	0.44
FF13U	8.03x8.03x1.16	6.97x6.97	0.79
FF15U	9.84x9.84x1.33	8.78x8.78	1.26
FF20U	12.8x12.8x1.34	11.45x11.45	2.16

FF series IP55 exhaust filters

- IP55 protection degree

Model	Dimensions	Cut-Out	Weight
	in	in	lb
FF12U5	5.91x5.91x1.15	4.88x4.88	0.44
FF13U5	8.03x8.03x1.16	6.97x6.97	0.79
FF15U5	9.84x9.84x1.33	8.78x8.78	1.28
FF20U5	12.8x12.8x1.34	11.45x11.45	2.18

FF series EMC exhaust filters

- Electromagnetic shielding

Model	Dimensions	Cut-Out	Weight
	in	in	lb
FF08UC	4.19x4.19x0.91	3.6x3.6	0.22
FF12UC	5.91x5.91x1.15	4.88x4.88	0.46
FF13UC	8.03x8.03x1.16	6.97x6.97	0.82
FF15UC	9.84x9.84x1.33	8.78x8.78	1.32
FF20UC	12.8x12.8x1.34	11.45x11.45	2.27

FF series Type 3R exhaust filters

- Ideal for outdoor applications
- Plastics construction against atmospheric deterioration
- UV resistant
- IP55 protection degree; IP54 for FF08 series

Model	Dimensions	Cut-Out	Weight
	in	in	lb
FF08N3	4.19x4.19x 0.91	3.60x 3.60	0.30
FF12N53	5.91x5.91x1.15	4.88x4.88	0.64
FF13N53	8.03x8.03x1.16	6.97x6.97	1.04
FF15N53	9.84x9.84x1.33	8.78x8.78	1.96
FF20N53	12.8x12.8x1.34	11.45x11.45	2.56

FF series filter fans

- Free-tool clip mounting system
- Plate thickness: FF08 from 0.039 to 0.079in; FF12, FF13 from 0.051 to 0.126in; FF15, FF20 from 0.051 to 0.146in (up to 0.157in with cut-out max tolerance)
- Quick electrical connection by screwless terminal block
- Standard color RAL 7035, other colors available on request, subject to quantity
- Standard protection ratings: IP54 and Type 12. Optional versions: IP55, Type 1, 3R and EMC
- Frequency: 50/60 Hz
- Other voltages available on request

C US c US E237844 c US LISTED E500932

Model	Dimensions	Cut-Out	Rated Voltage	Rated power	Max air flow	Static Pressure	Working Temp.Range
	in	in	V	W	CFM	inH_2O	°F
FF08A115UN	4.19x4.19x2.62	3.6x3.6	115 V a.c.	7.0	8.8	0.13	14 ÷ 131
FF08A115UNR	4.19x4.19x2.62	3.6x3.6	115 V a.c.	7.5	12.4	0.26	14 ÷ 131
FF08D12UN	4.19x4.19x2.11	3.6x3.6	12 V d.c.	2.0	9.4	0.11	14 ÷ 131
FF08D12UNR	4.19x4.19x2.11	3.6x3.6	12 V d.c.	2.2	13.5	0.18	14 ÷ 131
FF08D24UN	4.19x4.19x2.11	3.6x3.6	24 V d.c.	2.0	9.4	0.11	14 ÷ 131
FF08D24UNR	4.19x4.19x2.11	3.6x3.6	24 V d.c.	2.2	13.5	0.18	14 ÷ 131
FF08GA115UF	4.19x4.19x3.13	3.64x3.64	115 V a.c.	10	15.3	0.22	14 ÷ 131
FF08GA115UNR	4.19x4.19x2.51	3.64x3.64	115 V a.c.	9.0	11.8	0.24	14 ÷ 131
FF08GD24UN	4.19x4.19x3.04	3.64x3.64	24 V d.c.	15	29.4	0.64	14 ÷ 131
FF08GD24UNR	4.19x4.19x3.04	3.64x3.64	24 V d.c.	17	35.3	0.8	14 ÷ 131
FF12A115UF	5.91x5.91x2.88	4.88x4.88	115 V a.c.	15	29.4	0.25	14 ÷ 131
FF12A115UFR	5.91x5.91x2.88	4.88x4.88	115 V a.c.	15	30.6	0.33	14 ÷ 131
FF12A115UN	5.91x5.91x2.88	4.88x4.88	115 V a.c.	17	46.5	0.35	14 ÷ 131
FF12A115UNR	5.91x5.91x2.88	4.88x4.88	115 V a.c.	17	41.2	0.46	14 ÷ 131
FF12D24UN	5.91x5.91x2.87	4.88x4.88	24 V d.c.	7.4	27.6	0.22	14 ÷ 131
FF12D24UNR	5.91x5.91x2.87	4.88x4.88	24 V d.c.	7.4	37.6	0.32	14 ÷ 131
FF12D48UN	5.91x5.91x2.87	4.88x4.88	48 V d.c.	8.6	27.6	0.22	14 ÷ 131
FF12D48UNR	5.91x5.91x2.87	4.88x4.88	48 V d.c.	8.6	37.6	0.32	14 ÷ 131
FF13PA115UF	8.03x8.03x3.76	6.97x6.97	115 V a.c.	18	64.7	0.24	14 ÷ 131
FF13PA115UFR	8.03x8.03x3.76	6.97x6.97	115 V a.c.	18	64.7	0.32	14 ÷ 131
FF13PA115UN	8.03x8.03x3.76	6.97x6.97	115 V a.c.	15	76.5	0.4	14 ÷ 131
FF13PA115UNR	8.03x8.03x3.76	6.97x6.97	115 V a.c.	18	79.4	0.48	14 ÷ 131
FF13PD24UN	8.03x8.03x3.75	6.97x6.97	24 V d.c.	8.2	58.8	0.24	14 ÷ 131
FF13PD24UNR	8.03x8.03x3.75	6.97x6.97	24 V d.c.	8.5	66.5	0.33	14 ÷ 131
FF15A115UF	9.84x9.84x4.89	8.78x8.78	115 V a.c.	31	158.8	0.62	14 ÷ 131
FF15A115UFR	9.84x9.84x4.89	8.78x8.78	115 V a.c.	31	170.6	0.84	14 ÷ 131
FF15A115UN2	9.84x9.84x4.42	8.78x8.78	115 V a.c.	41	158.8	0.78	14 ÷ 131
FF15A115UNR2	9.84x9.84x4.42	8.78x8.78	115 V a.c.	41	166.5	1.01	14 ÷ 131
FF15D24UF	9.84x9.84x4.94	8.78x8.78	24 V d.c.	31	161.8	0.6	14 ÷ 131
FF15D24UFR	9.84x9.84x4.94	8.78x8.78	24 V d.c.	31	173.5	0.82	14 ÷ 131
FF15D24UN	9.84x9.84x4.94	8.78x8.78	24 V d.c.	17	144.1	0.4	14 ÷ 131
FF15D24UNR	9.84x9.84x4.94	8.78x8.78	24 V d.c.	17	167.6	0.59	14 ÷ 131
FF15D48UN	9.84x9.84x4.94	8.78x8.78	48 V d.c.	16	140	0.4	14 ÷ 131
FF15D48UNR	9.84x9.84x4.94	8.78x8.78	48 V d.c.	16	160	0.58	14 ÷ 131
FF15PA115UF	9.84x9.84x4.4	8.78x8.78	115 V a.c.	16	70.6	0.23	14 ÷ 131
FF15PA115UFR	9.84x9.84x4.4	8.78x8.78	115 V a.c.	16	70.6	0.28	14 ÷ 131

Model	Dimensions	Cut-Out	Rated Voltage	Rated power	Max air flow	Static Pressure	Working Temp.Range
	in	in	V	W	CFM	inH_2O	°F
FF15PA115UN	9.84x9.84x4.42	8.78x8.78	115 V a.c.	19	85.3	0.4	14 ÷ 131
FF15PA115UNR	9.84x9.84x4.42	8.78x8.78	115 V a.c.	19	88.2	0.48	14 ÷ 131
FF15PD24UN	9.84x9.84x4.39	8.78x8.78	24 V d.c.	7.6	82.4	0.25	14 ÷ 131
FF15PD24UNR	9.84x9.84x4.39	8.78x8.78	24 V d.c.	7.6	88.2	0.34	14 ÷ 131
FF15PD48UN	9.84x9.84x4.39	8.78x8.78	48 V d.c.	8.6	82.4	0.25	14 ÷ 131
FF15PD48UNR	9.84x9.84x4.39	8.78x8.78	48 V d.c.	8.6	88.2	0.34	14 ÷ 131
FF20A115UE1	12.8x12.8x6.31	11.45x11.45	115 V a.c.	83	285.3	0.56	14 ÷ 131
FF20A115UER1	12.8x12.8x6.31	11.45x11.45	115 V a.c.	83	338.2	0.83	14 ÷ 131
FF20GA115UE1	12.8x12.8x6.25	11.45x11.45	115 V a.c.	156	434.1	0.68	14 ÷ 131
FF20GA115UEA1	12.8x12.8x6.25	11.45x11.45	115 V a.c.	156	564.7	0.71	14 ÷ 131
FF20GA115UER1	12.8x12.8x6.25	11.45x11.45	115 V a.c.	145	500	1.02	14 ÷ 131
FF20GA115UERA1	12.8x12.8x6.25	11.45x11.45	115 V a.c.	145	544.1	1.01	14 ÷ 131
FF20PA115UF	12.8x12.8x6.31	11.45x11.45	115 V a.c.	45	205.9	0.45	14 ÷ 131
FF20PA115UFR	12.8x12.8x6.31	11.45x11.45	115 V a.c.	45	220	0.54	14 ÷ 131

Thermal Edge Inc.™

Get the Edge... Get Thermal Edge

TEMPERATURE CONTROL SOLUTIONS FOR ELECTRICAL ENCLOSURES

WHAT MAKES AN AIR CONDITIONER A THERMAL EDGE AIR CONDITIONER?

There are three critical features that make a Thermal Edge Enclosure Air Conditioner different from any other line of air conditioners.
Standard on Every Unit:

DRIP-FREE CONDENSATE REMOVAL IS NOT OPTIONAL

Water is the by-product of every air conditioner. At Thermal Edge we understand that a puddle next to your sensitive electronic enclosure may be a problem. We eliminate this messy problem by changing the troublesome water back into a vapor and venting it out of your way. That means no puddles, stains or mess near your electrical enclosure, control system or production line. In addition, our condensate evaporation system precools the refrigerant which lowers the running amps and thus lowers your energy usage.

Condensate Evaporation Is Standard On Every Unit... **NO DRAIN TUBE IS NEEDED**

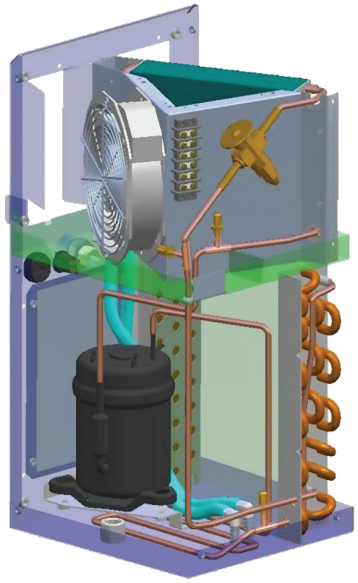

THERMAL EXPANSION VALVE CONTROLS THE FLOW

Thermal Expansion Valves balance and modulate the refrigerant flow to the heat load by sensing the temperature of the refrigerant leaving the evaporator.

WITH THERMAL EDGE, YOU HAVE A SMARTER ENCLOSURE AIR CONDITIONER

DIGITAL, PROGRAMMABLE CONTROLLER:

- Fully programmable
- Built in alarms and alerts
- Will operate heating & cooling
- Standard on every air conditioner
- Ethernet, Modbus RTU and Ethernet/IP communication options
- Remote controller option places controller inside cabinet

Thermal Edge Inc.™ 5-YEAR WARRANTY

CS SERIES AIR CONDITIONERS

- Industry leading 5-Year Workmanship Warranty
- Smallest 2000 BTUH available
- Active Condensate Evaporation is standard
- Fits on a 7" or 10" deep enclosure
- Available in UL Types 12, 4, 4X
- Fully programmable digital controller with temperature and pressure monitors for a **smarter** air conditioner
- 115V, 230V
- 1000 BTUH
- 2000 BTUH

NE SERIES AIR CONDITIONERS

- Industry leading 5-Year Workmanship Warranty
- Active Condensate Evaporation is standard
- Fits on a 12" deep enclosure
- Available in UL Types 12, 4, 4X and Hazardous Environment applications
- Fully programmable digital controller with temperature and pressure monitors for a **smarter** air conditioner
- 115V, 230V, 460V
- 1000 BTUH
- 1500 BTUH
- 2000 BTUH
- 3000 BTUH
- 4000 BTUH
- 5000 BTUH
- 6000 BTUH
- 8000 BTUH

TM SERIES AIR CONDITIONERS

- Industry leading 5-Year Workmanship Warranty
- Top Mounted Enclosure Air Conditioners
- Active Condensate Evaporation is standard
- Available in UL Types 12, 4, 4X
- Fully programmable digital controller with temperature and pressure monitors for a **smarter** air conditioner
- 115V, 230V, 460V
- 6000 BTUH
- 8000 BTUH

HC SERIES AIR CONDITIONERS

- Industry leading 5-Year Workmanship Warranty
- Active Condensate Evaporation is standard
- Available in UL Types 12, 4, 4X and Hazardous Environment applications
- Fully programmable digital controller with temperature and pressure monitors for a **smarter** air conditioner
- 115V, 230V, 460V
- 10,000 BTUH
- 12,000 BTUH
- 15,000 BTUH
- 20,000 BTUH

Thermal Edge Inc.™ 5-YEAR WARRANTY

(972) 580-0200 • www.thermal-edge.com • thermalinfo@thermal-edge.com

MADE IN THE USA

AIR CONDITIONER PRODUCT LINE

Model	BTU/Hour	Voltage/ Phase/Hz	Running Amps	Maximum Ambient Temp	Maximum Integrated Heat (Watts)	H x W x D	Ship Weight
NE010126	1,000	115/1/60	3.44	125°F	NA	22″ x 11.8″ x 8.5″	65
NE010236	1,000	230/1/60	2.67	125°F	NA	22″ x 11.8″ x 8.5″	67
CS011D48	1,000	48 VDC	3.7	125°F	NA	17″ x 7″ x 7″	43
CS011126	1,000	115/1/60	2.7	131°F	350	17″ x 7″ x 7″	45
NE015126	1,500	115/1/60	3.44	125°F	NA	22″ x 11.8″ x 8.5″	65
NE015236	1,500	230/1/60	2.67	125°F	NA	22″ x 11.8″ x 8.5″	67
NE020126	2,000	115/1/60	3.76	125°F	1000	32" x 11.8" x 9.5"	79
NE020236	2,000	230/1/60	3.07	125°F	1000	32" x 11.8" x 9.5"	86
NE020486	2,000	460/1/60	0.94	125°F	1000	38″ x 11.8″ x 9.5″	113
CS020126	2,000	115/1/60	4.1	131°F	500	20″ x 10″ x 10″	58
CS020236	2,000	230/1/60	2.0	131°F	500	20″ x 10″ x 10″	63
NE030126	3,000	115/1/60	5.15	125°F	1000	32″ x 11.8" x 9.5″	80
NE030236	3,000	230/1/60	3.07	125°F	1000	32″ x 11.8" x 9.5″	86
NE030486	3,000	460/1/60	1.3	125°F	1000	38″ x 11.8″ x 9.5″	113
NE040D48	4,000	48 VDC	25.3	131°F	NA	35.27″ x 11.8" x 9.5″	120
NE040126	4,000	115/1/60	5.15	125°F	1000	32″ x 11.8" x 9.5″	80
NE040236	4,000	230/1/60	3.07	125°F	1000	32″ x 11.8" x 9.5″	86
NE040486	4,000	460/1/60	1.3	125°F	1000	38″ x 11.8" x 9.5″	113
NE050126	5,000	115/1/60	7.26	125°F	1000	36" x 11.8" x 15.1″	111
NE050236	5,000	230/1/60	3.76	125°F	1000	36" x 11.8" x 15.1″	106
NE050486	5,000	460/1/60	1.9	125°F	1000	44.63″ x 11.8″ x 15.1″	150
NE060126	6,000	115/1/60	7.83	125°F	1000	36" x 11.8" x 15.1″	111
NE060236	6,000	230/1/60	4.8	125°F	1000	36" x 11.8" x 15.1″	112
NE060486	6,000	460/1/60	2.4	125°F	1000	44.63″ x 11.8″ x 15.1″	156
TM061126	6,000	115/1/60	10.6	131°F	1000	15.6″ x 26.3″ x 20.2″	163
TM061236	6,000	230/1/60	6.0	131°F	1000	15.6″ x 26.3″ x 20.2″	163
TM061486	6,000	460/1/60	3.0	131°F	1000	15.6″ x 26.3″ x 20.2″	206
NE080126	8,000	115/1/60	7.83	125°F	1000	36" x 11.8" x 15.1″	117
NE080236	8,000	230/1/60	4.8	125°F	1000	36" x 11.8" x 15.1″	118
NE080486	8,000	460/1/60	2.4	125°F	1000	44.63″ x 11.8″ x 15.1″	156
TM081126	8,000	115/1/60	11.6	131°F	1000	15.6″ x 26.3″ x 20.2″	163
TM081236	8,000	230/1/60	7.0	131°F	1000	15.6″ x 26.3″ x 20.2″	163
TM081486	8,000	460/1/60	3.5	131°F	1000	15.6″ x 26.3″ x 20.2″	206
HC101126	10,000	115/1/60	19.4	131°F	1500	48″ x 15.9″ x 15.1″	182
HC101236	10,000	230/1/60	8.2	131°F	1500	48″ x 15.9″ x 15.1″	186
HC101486	10,000	460/1/60	4.1	131°F	1500	57.6″ x 15.9″ x 15.1″	275
HC121126	12,000	115/1/60	19.4	131°F	1500	48″ x 15.9″ x 15.1″	185
HC121236	12,000	230/1/60	8.2	131°F	1500	48″ x 15.9″ x 15.1″	183
HC121486	12,000	460/1/60	4.1	131°F	1500	57.6″ x 15.9″ x 15.1″	280
HC151236	15,000	230/1/60	11.3	131°F	1500	48″ x 15.9″ x 15.1″	190
HC151486	15,000	460/1/60	5.7	131°F	1500	57.6″ x 15.9″ x 15.1″	290
HC201236	20,000	230/1/60	13.7	131°F	1500	56.1″ x 23″ x 15″	225
HC201486	20,000	460/1/60	6.9	131°F	1500	65.7″ x 23″ x 15″	380

ADVANTAGES

- Systems engineered to maintain lower running amps for higher efficiency
- Options and Accessories designed to solve critical applications such as Corrosive or Hazardous Environments
- Customer Service Reps answering your calls
- A website that is easy to navigate AND solutions that are easy to find
- Equipment tested to perform and built to last
- Units designed with our customers' applications and environments in mind

NO WATER DRIPS FROM THERMAL EDGE ENCLOSURE AIR CONDITIONERS

Thermal Edge Inc.™

Get the Edge... Get Thermal Edge

Temperature Control Solutions for Electrical Enclosures

Air Conditioner Options

- Electrostatic Coil Coating to protect from corrosion caused by a salt or chemical environment
- Integrated Heat Packages to provide total temperature control for your enclosure, not just from the heat of summer but from the cold of winter
- Dry Contact Options to allow the use of alarms, lights and notifications
- External Heat Control to support use of an externally mounted heater in the enclosure
- 316 Stainless Steel for applications where 304 is not suitable
- Hazardous Location for Class I, Division 2 Groups A, B, C & D applications
- Vibration Package allows for enclosure cooling on cranes, moving vehicles or other difficult locations
- 2" Deep Extended Filter Media for applications like flour, cement or coal when a standard filter will load too quickly
- Remote Controller Option to place our digital controller inside the electrical enclosure when the environment requires more security
- Redundant System Package for critical applications, when enclosure cooler failure is not an option. This system operates two air conditioners with specially programmed controllers that toggle the two units to operate them alternately to guarantee that your enclosure always stays at its required temperature and provide automatic backup
- The Universal Mounting Plate allows mounting the Thermal Edge Enclosure Air Conditioner onto an enclosure that formerly held a different air conditioner model

At Thermal Edge, We Understand Your Environment and the Issues That Your Environment Creates for Your Electrical Enclosures and Systems. Everything We Build Has Been Designed and Tested to Meet Your Strict Requirements for Quality and Durability.
Food & Beverage, Paper & Pulp, Chemical, Gas, Cement or Telecom, Thermal Edge Has a System to Handle the Problem of Controlling the Environment of Your Sensitive and Important Operating Systems.

Thermal Edge air conditioners

Use the ETM Calculator and Product Recommender to Find the Right Cooling Capacity and Products for Your Application
https://thermal-edge.com/enclosure-temperature-management-calculator

Contact Us Today for Temperature Control Solutions

Certified ISO 9001:2015 Company

TECO

sales@tecotechnology.com

tecotechnology.com

Request a Quote