




WYSN MANAGE
BRIGHT
EXPECTATIONS



» LIGHTING
COLLECTION 2025 | PART 2



Graphia P78

V208200A7B page 124

BOUNTO P3 Amber Round

VI01001T1B page 68

» **LIGHTING, VISION & TRUST**

We're excited to introduce VYSN, a new name in lighting – built by familiar faces. With a shared passion for light and technology, **Jens Aertgeerts, Martijn Hendrikx, and Henning Hintzen** have come together to create a brand defined by quality, flexibility, and personal service. Our goal is to establish a known lighting brand in the next years!

» **OUR APPROACH**

- » High-quality products – available under the VYSN brand or as private/white label solutions
- » Short lines and transparent communication
- » Tailored solutions with fast execution
- » A focus on both function and design – always driven by our clients' needs

» **WE INVITE YOU**

to get to know VYSN – your **agile, dependable** partner with a strong network across Europe and Asia, and a clear goal: to create meaningful value for our customers.



Learn more at vysnlighting.com or reach out for a no-obligation introduction.



You can reach us via phone and mail:
+492452988710 or
sales@vysn.de

» INDOOR

ONIS	6
TEVO	18
N-TRI	32
SKYRAIL	38
1-PHASE	48
3-PHASE	62
LEDVIN	74
MEZY	78
BOUNTO	80
NYDLE	88
VASARI	94
IBLOCC	98
WOLLAS	102

SASS / SOTT / DREY	104
BEKALE.....	108
BHOUSE	110
VLING	114
LED STRIP	118
STEERING.....	122

» OUTDOOR

ATUH / ETTO	124
GRAPHIA.....	126
IN GROUND.....	128
OBOX.....	130
SALSA	136



Pure
ELEGANCE.



ONIS PENDANT
V131350N9BG page 10

SPOT 1
V105100N9BG page 8

ONIS WALL + SWITCH
V101100N9BG page 14

ONIS COLLECTION

SPOT 2
V105200N9BG page 8

ONIS DOWN
V101101N9BG page 12

SPOT 4
V105400N9BG page 8

ONIS SPOT*

GU10

- » Front easy to remove for bulb installation
- » Part of larger Family



ONIS 1

Color	Art.No	EUR
○ White	V105100N9W	39,90
● Black	V105100N9B	39,90
●● Black/Gold	V105100N9BG	39,90




ONIS 2

Color	Art.No	EUR
○ White	V105200N9W	79,90
● Black	V105200N9B	79,90
●● Black/Gold	V105200N9BG	79,90




ONIS 3

Color	Art.No	EUR
○ White	V105300N9W	109,00
● Black	V105300N9B	109,00
●● Black/Gold	V105300N9BG	109,00



ONIS 4

Color	Art.No	EUR
○ White	V105400N9W	139,00
● Black	V105400N9B	139,00
●● Black/Gold	V105400N9BG	139,00



SPOT 4
V105400N9BG 139,00

TECHNICAL DETAILS for LED PAR 51 GU10 max. 8W

	Spot 1	Spot 2	Spot 3	Spot 4
Size	100x100x121mm	350x60x121mm	600x60x121mm	800x60x121mm
Wattage	max. 8W	max. 2x8W	max. 3x8W	max. 4x8W
Diameter	58mm	58mm	58mm	58mm
No. of Sockets	1	2	3	4

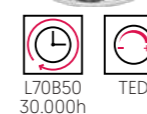
+ADDONS

LED PAR51, GU10, 7W, 36°

Energy Consumption 7KWh/1000h



Lumen	Kelvin	Art.No	EUR
510	2700K	V725736T2W	4,90
530	3000K	V725736T3W	4,90



ONIS PENDANT*

» Versatile mounting options



ONIS PENDANT (open cable end)

300			450		
Color	Art.No	EUR	Color	Art.No	EUR
○ White	V131350N9W	69,90	○ White	V131450N9W	79,90
● Black	V131350N9B	69,90	● Black	V131450N9B	79,90
●● Black/Gold	V131350N9BG	69,90	●● Black/Gold	V131450N9BG	79,90

TECHNICAL DETAILS for LED PAR 51 GU10 max. 8W

	300	450
Cable Length	2.0m	2.0m
Size	58x293.5mm	58x435mm
Diameter	58mm	58mm
Wattage	Max. 8W	Max. 8W

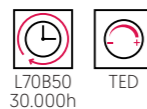
+ADDONS

LED PAR51, GU10, 7W, 36°

Energy Consumption 7kWh/1000h



Lumen	Art.No	EUR
510 (2700K)	V725736T2W	4,90
530(3000K)	V725736T3W	4,90



» Multiple Designs
» Combine Colors

COMBINE

RECESSED CANOPY



Size	95x115x47mm
Inst. Diameter	68mm
Diameter	95mm

Color	Art.No	EUR
○ White	V831100N0W	17,90
● Black	V831100N0B	17,90

SURFACE CANOPY



Size	80x25mm
Inst. Diameter	80mm

Color	Art.No	EUR
○ White	V831200N0W	17,90
● Black	V831200N0B	17,90

1-PHASE ADAPTER



6A, 250V-20N max.
Size 82x35x42mm

Color	Art.No	EUR
○ White	V115201N0W	9,90
● Black	V115201N0B	9,90

3-PHASE ADAPTER



10A, 250V-100N max.
Size 84x54mm


Color	Art.No	EUR
○ White	PRO-0440-W	12,90
● Black	PRO-0440-B	12,90



ONIS DOWN*



ONIS UP/DOWN*



ONIS DOWN

Color	Art.No	EUR
○ White	V101101N9W	49,90
● Black	V101101N9B	49,90
●● Black/Gold	V101101N9BG	49,90



ONIS UP/DOWN

Color	Art.No	EUR
○ White	V101200N9W	69,90
● Black	V101200N9B	69,90
●● Black/Gold	V101200N9BG	69,90

TECHNICAL DETAILS

for LED PAR 51 GU10 max. 8W

ONIS DOWN

Diameter	58mm
Size	82x58x105mm
Wattage	Max. 8W

TECHNICAL DETAILS

for LED PAR 51 GU10 max. 8W

ONIS UP/DOWN

Diameter	58mm
Size	82x58x214mm
Wattage	Max. 2x8W

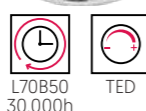
+ADDONS

LED PAR51, GU10, 7W, 36°

Energy Consumption 7KWh/1000h



Lumen	Kelvin	Art.No	EUR
510	2700K	V725736T2W	4,90
530	3000K	V725736T3W	4,90



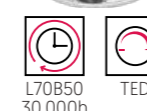
+ADDONS

LED PAR51, GU10, 7W, 36°


Energy Consumption 7KWh/1000h



Lumen	Kelvin	Art.No	EUR
510	2700K	V725736T2W	4,90
530	3000K	V725736T3W	4,90



ONIS + SWITCH*



ONIS + SWITCH

Color	Art.No	EUR
○ White	V101100N9W	49,90
● Black	V101100N9B	49,90
●● Black/Gold	V101100N9BG	49,90

for LED PAR 51 GU10 max. 8W

TECHNICAL DETAILS

ONIS +Switch	
Diameter	58mm
Size	58x105x126mm
Wattage	Max. 8W

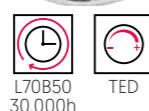
+ADDONS

LED PAR51, GU10, 7W, 36°

Energy Consumption 7KWh/1000h



Lumen	Kelvin	Art.No	EUR
510	2700K	V725736T2W	4,90
530	3000K	V725736T3W	4,90



ONIS CEILING*



ONIS CEILING

Color	Art.No	EUR
○ White	V103600N9W	29,90
● Black	V103600N9B	29,90
● Gold	V103600N9G	29,90

for LED PAR 51 GU10 max. 8W

TECHNICAL DETAILS

ONIS Ceiling	
Diameter	58mm
Size	58x105mm
Wattage	Max. 1x8W

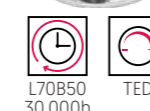
+ADDONS

LED PAR51, GU10, 7W, 36°

Energy Consumption 7KWh/1000h



Lumen	Kelvin	Art.No	EUR
510	2700K	V725736T2W	4,90
530	3000K	V725736T3W	4,90





V103600N9G

V832200N0B

Combine with all ONIS GU10 products



ONIS RING

General Info

Diameter	58mm
Size	58x17mm

Color

Color	Art.No	EUR
● Gold	V832200N0G	4,90
● Black	V832200N0B	4,90
○ White	V832200N0W	4,90



ONIS RING INSIDE*

General Info

Diameter	55mm
Size	55x12mm

Color

Color	Art.No	EUR
● Gold	V832201N0G	3,90
● Black	V832201N0B	3,90
○ White	V832201N0W	3,90



ONIS SHADE

General Info

Diameter	62mm
Size	62x40mm

Color

Color	Art.No	EUR
● Black	V832400N0B	6,90

*Standard included in same color as fixture.



ONIS UP/DOWN
V101200N9W



Maximum
FLEXIBILTY.



TEVO PENDANT

V831100T2B

page 26

SPOT MONO

V103300N9B

page 20

TEVO REC LED

V104001T2B

page 25

TEVO

COLLECTION



SPOT DUO

V103400N9B

page 20



360 Downlight

V104100T2B

page 30



SPOT TRIO

V103500T2B

page 20



TEVO SPOT

GU10



TEVO 1 GU10

Color	Art.No	EUR
○ White	V103300N9W	29,90
● Black	V103300N9B	29,90




TEVO 2 GU10

Color	Art.No	EUR
○ White	V103400N9W	49,90
● Black	V103400N9B	49,90



TEVO 3 GU10

Color	Art.No	EUR
○ White	V103500N9W	79,90
● Black	V103500N9B	79,90



- » Front easy to remove for bulb installation
- » Part of larger Family

TECHNICAL DETAILS

for LED PAR 51 GU10 max. 8W

	Tevo 1	Tevo 2	Tevo 3
Size	80x159mm	260x60x159mm	430x60x159mm
Wattage	max. 8W	max. 2x8W	max. 3x8W

+ADDONS

LED PAR51, GU10, 7W, 36°

Energy Consumption 7kWh/1000h

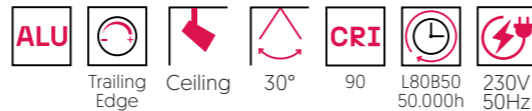
Lumen	Kelvin	Art.No	EUR
510	2700K	V725736T2W	4,90
530	3000K	V725736T3W	4,90



TEVO SPOT LED

General Info

Driver	included
Lightsource	LED integrated
LED-Type	SMD
CCT	2700K



TEVO 1 LED

Color	Art.No	EUR
○ White	V103300T2W	49,90
● Black	V103300T2B	49,90

TEVO 2 LED

Color	Art.No	EUR
○ White	V103400T2W	99,90
● Black	V103400T2B	99,90

TEVO 3 LED

Color	Art.No	EUR
○ White	V103500T2W	139,00
● Black	V103500T2B	139,00



➤ Changeable ring
➤ Part of larger family

TECHNICAL DETAILS

	Tevo 1	Tevo 2	Tevo 3
Lumen	780	1550	2350
Size	80x134mm	260x60x134mm	430x60x134mm
Wattage	8W	2x8W	3x8W

+ADDONS

Tevo LED Deco Ring*

Size	54.4x14mm
Replaceable	yes
Material	Aluminum

Color	Art.No	EUR
● Gold	V132001N0G	4,90
● Black	V132001N0B	4,90



*Standard included in same color as fixture. Only available for TEVO SPOT LED.

TEVO REC

GU10



REC GU10

Color	Art.No	EUR
○ White	V104002N9W	49,90
● Black	V104002N9B	49,90

TECHNICAL DETAILS

for LED PAR 51 GU10 max. 8W


REC GU10	
Inst. Diameter	68mm
Diameter	95mm
Size	95x142mm
Wattage	Max. 8W

+ADDONS

LED PAR51, GU10, 7W, 36°

Energy Consumption 7KWh/1000h

Lumen	Kelvin	Art.No	EUR
510	2700K	V725736T2W	4,90
530	3000K	V725736T3W	4,90



TEVO REC

LED



REC LED

Color	Art.No	EUR
○ White	V104001T2W	69,90
● Black	V104001T2B	69,90

General Info	
Driver	included
Lightsource	LED integrated
LED-Type	SMD
CCT	2700K

TECHNICAL DETAILS

REC LED	
Inst. Diameter	68mm
Diameter	95mm
Lumen	780
Size	95x142mm
Wattage	8W

+ADDONS

Tevo LED Deco Ring*

Size 54.4x14mm
 Replaceable yes
 Material Aluminum

Color	Art.No	EUR
● Gold	V132001N0G	4,90
● Black	V132001N0B	4,90

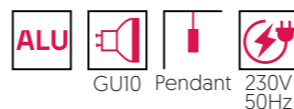


*Standard included in same color as fixture. Only available for TEVO SPOT LED.

TEVO PENDANT

GU10

» Versatile mounting options



TEVO PENDANT **GU10** (open cable end)

Color	Art.No	EUR
○ White	V831100N9W	49,90
● Black	V831100N9B	49,90

TECHNICAL DETAILS

for LED PAR 51 GU10 max. 8W

Tevo Pendant GU10	
Cable Length	1.7m
Size	57x300m
Diameter	57mm
Wattage	Max. 8W


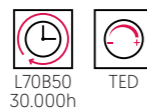
+ADDONS

LED PAR51, GU10, 7W, 36°

Energy Consumption 7KWh/1000h



Lumen	Art.No	EUR
510 (2700K)	V725736T2W	4,90
530(3000K)	V725736T3W	4,90



» Multiple Designs
» Combine Colors

COMBINE

RECESSED CANOPY



Size	95x115x47mm
Inst. Diameter	68mm
Diameter	95mm

Color	Art.No	EUR
○ White	V831100N0W	17,90
● Black	V831100N0B	17,90

SURFACE CANOPY



Size	80x25mm
Inst. Diameter	80mm

Color	Art.No	EUR
○ White	V831200N0W	17,90
● Black	V831200N0B	17,90

1-PHASE ADAPTER



6A, 250V-20N max.
Size 82x35x42mm

Color	Art.No	EUR
○ White	V115201N0W	9,90
● Black	V115201N0B	9,90

3-PHASE ADAPTER



10A, 250V-100N max.
Size 84x54mm

Color	Art.No	EUR
○ White	PRO-0440-W	12,90
● Black	PRO-0440-B	12,90


TEVO PENDANT

LED

» Versatile mounting options

General Info

Driver	included
Lightsource	LED integrated
LED-Type	SMD
CCT	2700K



TEVO PENDANT LED (open cable end)

Color	Art.No	EUR
○ White	V831100T2W	64,90
● Black	V831100T2B	64,90

TECHNICAL DETAILS

Tevo Pendant LED	
Cable Length	1.7m
Size	57x300mm
Diameter	57mm
Lumen	780
Wattage	8W

+ADDONS

Tevo LED Deco Ring **


Size	54.4x14mm
Replaceable	yes
Material	Aluminum



Color	Art.No	EUR
● Gold	V132001N0G	4,90
● Black	V132001N0B	4,90



**Standard included in same color as fixture. Only available for TEVO SPOT LED.



» Multiple Designs
» Combine Colors

COMBINE

RECESSED CANOPY



Size	95x115x47mm
Inst. Diameter	68mm
Diameter	95mm

Color	Art.No	EUR
○ White	V831100N0W	17,90
● Black	V831100N0B	17,90

SURFACE CANOPY



Size	80x25mm
Inst. Diameter	80mm

Color	Art.No	EUR
○ White	V831200N0W	17,90
● Black	V831200N0B	17,90

1-PHASE ADAPTER



6A, 250V-20N max.	
Size	82x35x42mm

Color	Art.No	EUR
○ White	V115201N0W	9,90
● Black	V115201N0B	9,90

3-PHASE ADAPTER



10A, 250V-100N max.	
Size	84x54mm

Color	Art.No	EUR
○ White	PRO-0440-W	12,90
● Black	PRO-0440-B	12,90

TEVO 360 DOWNLIGHT



General Info

Inst. Diameter	68mm*
Driver	included
Lightsource	LED integrated
LED-Type	COB

*incl. adapter up to 80mm



2700K

Color	Art.No	EUR
○ White	V104100T2W	49,90
● Black	V104100T2B	49,90



3000K

Color	Art.No	EUR
○ White	V104100T3W	49,90
● Black	V104100T3B	49,90

TECHNICAL DETAILS

	2700k	3000k
Lumen	780	780
Size	90x48mm	90x48mm
Wattage	8W	8W
CCT	2700K	3000K

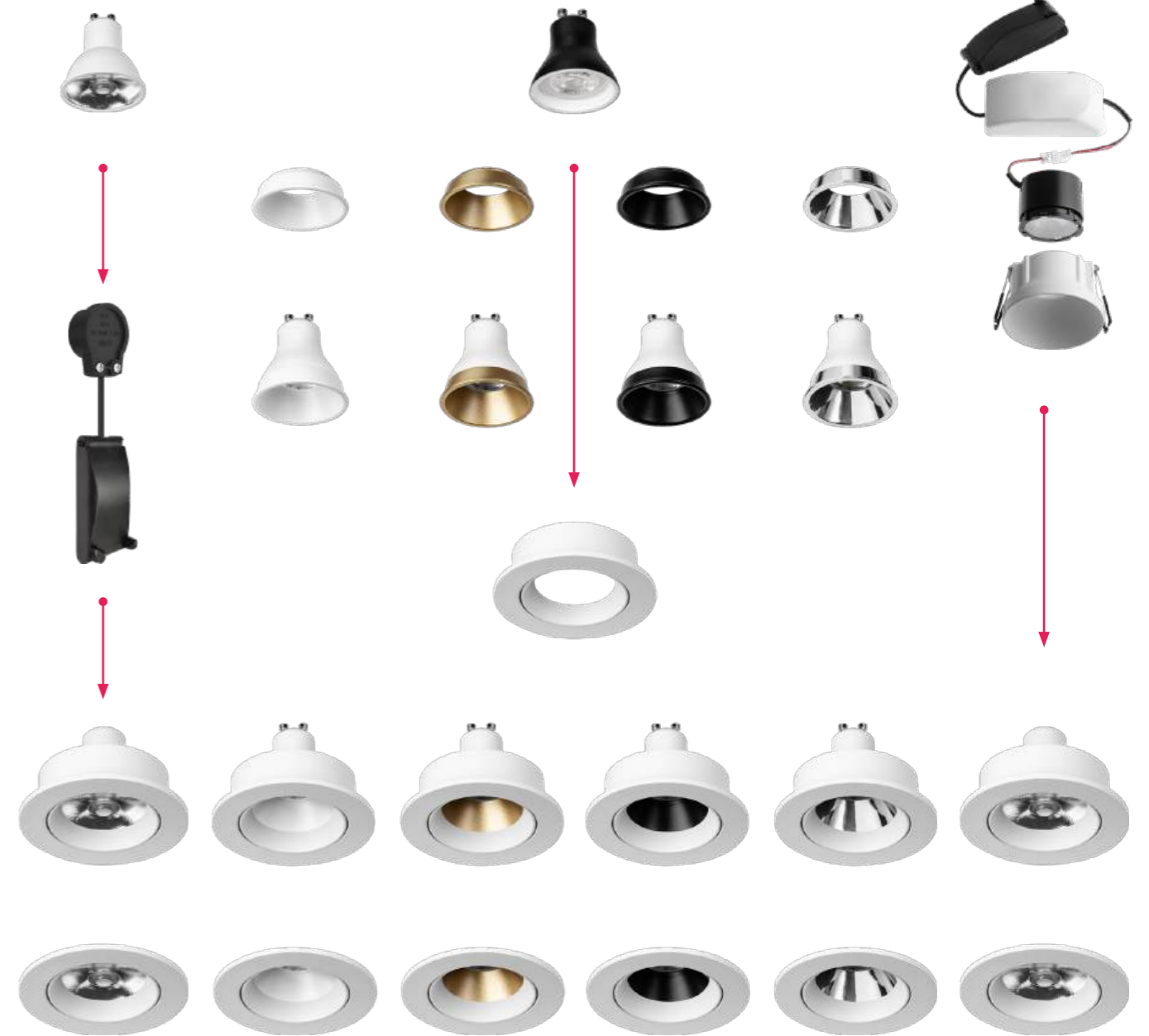


AVAILABLE CONFIGURATIONS

CLASSIC BULB*

DECO-BULB+ DECO-RING*

LED-MODULE



DEEP DECORATIVE COVER

V832011N0W

page 35



N-TRI Tilt Round

V104110N0B

page 34



N-TRI Tilt Square

V104120N0B

page 34

N-TRI

COLLECTION



N-TRI Tilt Flex

V104140N0B

page 34



N-TRI Deep Deco

V104130N0B

page 35




N-TRI Asym

V104033N0B

page 35

*Socket required, see page 34.

N-TRI TILT*



Round		
Color	Art.No	EUR
○ White	V104110NOW	9,90
● Black	V104110NOB	9,90
● Champagne	V104110N0CP	15,90
○ Silver	V104110N0S	15,90

Square		
Color	Art.No	EUR
○ White	V104120NOW	9,90
● Black	V104120NOB	9,90
● Champagne	V104120N0CP	19,90
○ Silver	V104120N0S	19,90

N-TRI STRAIGHT IP65*



Round		
Color	Art.No	EUR
○ White	V204112NOW	15,90
● Black	V204112NOB	15,90



Square		
Color	Art.No	EUR
○ White	V204212NOW	15,90
● Black	V204212NOB	15,90

N-TRI TILT FLEX*



Round		
Color	Art.No	EUR
○ White	V104140NOW	12,90
● Black	V104140NOB	12,90

Square		
Color	Art.No	EUR
○ White	V104240NOW	14,90
● Black	V104240NOB	14,90

TECHNICAL DETAILS

	Straight Round	Straight Square	Tilt Round	Tilt Square
Installation Diameter	68mm	68mm	75mm	75mm
Diameter	82mm	82x82mm	93mm	90x90mm

*Socket / module required, see page 34/35.

+ADDONS

N-TRI Ring		
Diameter	95mm	
Material	Aluminum	
Color	Art.No	EUR
○ White	V832012NOW	3,50
● Black	V832012NOB	3,50



Mounting example

N-TRI ASYM*



Color	Art.No	EUR
○ White	V104033NOW	9,90
● Black	V104033NOB	9,90

N-TRI DEEP TILT*



Color	Art.No	EUR
○ White	V104131NOW	12,90
● Black	V104131NOB	12,90



N-TRI DEEP DECO**



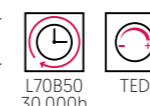
Color	Art.No	EUR
○ White	V104130NOW	12,90
● Black	V104130NOB	12,90

TECHNICAL DETAILS

	Asym	Deep	Deep Deco
Installation Diameter	90mm	68mm	68mm
Diameter	100mm	82mm	76mm
Size	100x75mm	82x44mm	76x46mm

+ADDONS

LED PAR51, GU10, 7W, 36°		
Energy Consumption	7KWh/1000h	
Lumen	Art.No	EUR
510 (2700K)	V725736T2W	4,90
530(3000K)	V725736T3W	4,90



Deep Decorative Cover		
Diameter	80mm	
Material	Aluminum	
Height	10mm	
Color	Art.No	EUR
○ White	V832011NOW	3,50
● Black	V832011NOB	3,50



N-TRI Bladespring		
Diameter	5.4x60x14mm	
Material	Stainless Steel	
Color	Art.No	EUR
○ Chrome	V1320000N0C	0,69



Mounting example

*Socket/module required, see page 34.
**Module required, see page 34.

LED BULBS GU10

LED BULB CLASSIC



	LED Bulb	LED Bulb	LED Bulb	LED Bulb
Lumen	510	530	510	530
Size	50x55mm	50x55mm	50x55mm	50x55mm
CCT	2700K	3000K	2700K	3000K
Beam Angle	10	10	36	36
Wattage	7W	7W	7W	7W
LED-Type	SMD	SMD	SMD	SMD
Energy Consumption	7KWh/1000h	7KWh/1000h	7KWh/1000h	7KWh/1000h
Art. No	V725710T2W	V725710T3W	V725736T2W	V725736T3W
EUR	9,90	9,90	4,90	4,90

LED BULB DECO



	LED Bulb Deco	LED Bulb Deco	LED Bulb Deco	LED Bulb Deco
Lumen	580	580	625	625
Size	43x45mm	43x45mm	43x45mm	43x45mm
CCT	2700K	2700K	3000K	3000K
Wattage	8W	8W	8W	8W
LED-Type	COB	COB	COB	COB
Housing Color	○ White	● Black	○ White	● Black
Energy Consumption	8KWh/1000h	8KWh/1000h	8KWh/1000h	8KWh/1000h
Art. No	V725800A2W	V725800A2B	V725800A3W	V725800A3B
EUR	11,90	11,90	11,90	11,90

ALWAYS USE

LED Bulb Deco Ring51

Diameter	50mm
Size	50x16mm
Material	Aluminum



Color	Art.No	EUR
○ White	V732050NOW	3,50
● Black	V732050NOB	3,50
● Gold	V732050N0G	4,50
○ Chrome	V732050N0C	4,50

N-Tri GU10 Socket

Size	27x235x37mm
Wattage	10W
Socket Information	GU10
Material	Polycarbonate

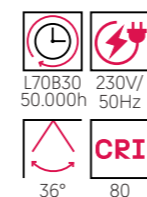
Color	Art.No	EUR
● Black	V831000N9N	4,90

GU10 Socket

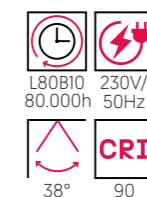
Size	30x33.5mm	
Cable Length	170mm	
Color	Art.No	EUR
○ White	V931001N9N	1,90



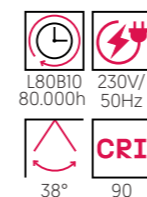
MODULES* for N-TRI Downlights



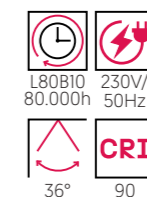
N-tri Modul-L 9273040 7,5W, 36°	
Lumen	600
Size	50x33mm
CCT	2700/3000/4000
Wattage	6W
LED-Type	SMD
Art.No	EUR
V126001T7N	32,90



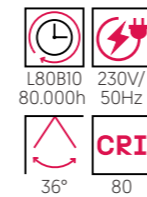
N-tri Module 918-30 10W38°	
Lumen	690
Size	50x39mm
Dimtowarm CCT	1800K-3000K
Wattage	10W
LED-Type	COB
Art.No	EUR
V126001T1N	39,90



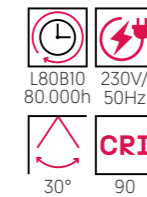
N-tri Modul-R 927-10.5W38°	
Lumen	810
Size	50x39mm
CCT	2700K
Dimmable	yes / TRIAC
Wattage	10.5W
LED-Type	COB
Art.No	EUR
V126003T2N	39,90



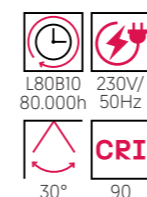
N-tri Modul-L 927-10W36°	
Lumen	930
Size	50x39mm
CCT	2700K
Dimmable	yes / TRIAC
Wattage	10W
LED-Type	COB
Art.No	EUR
V126001T2N	39,90



N-tri Modul 830 10W36°	
Lumen	1200
Size	50x39mm
CCT	3000K
Dimmable	yes / TRIAC
Wattage	10W
LED-Type	COB
Art.No	EUR
V126001T3N	39,90



N-tri Modul-L 927-7W30°UGR	
Lumen	630
Size	50x32mm
CCT	2700K
Dimmable	yes / TRIAC
Wattage	6W
LED-Type	COB
Art.No	EUR
V126002T2N	32,90



N-tri Modul-L 930-7W30°UGR	
Lumen	670
Size	50x32mm
CCT	3000K
Dimmable	yes / TRIAC
Wattage	6W
LED-Type	COB
Art.No	EUR
V126002T3N	32,90



*Driver included with all modules



Refined
SIMPLICITY.



Pendant

V120003A2B

page 42

Focus Linear

V120007A2B

page 45

Ball M

V120006A2B

page 43

SKY RAIL COLLECTION

Pendant Ball (frosted)

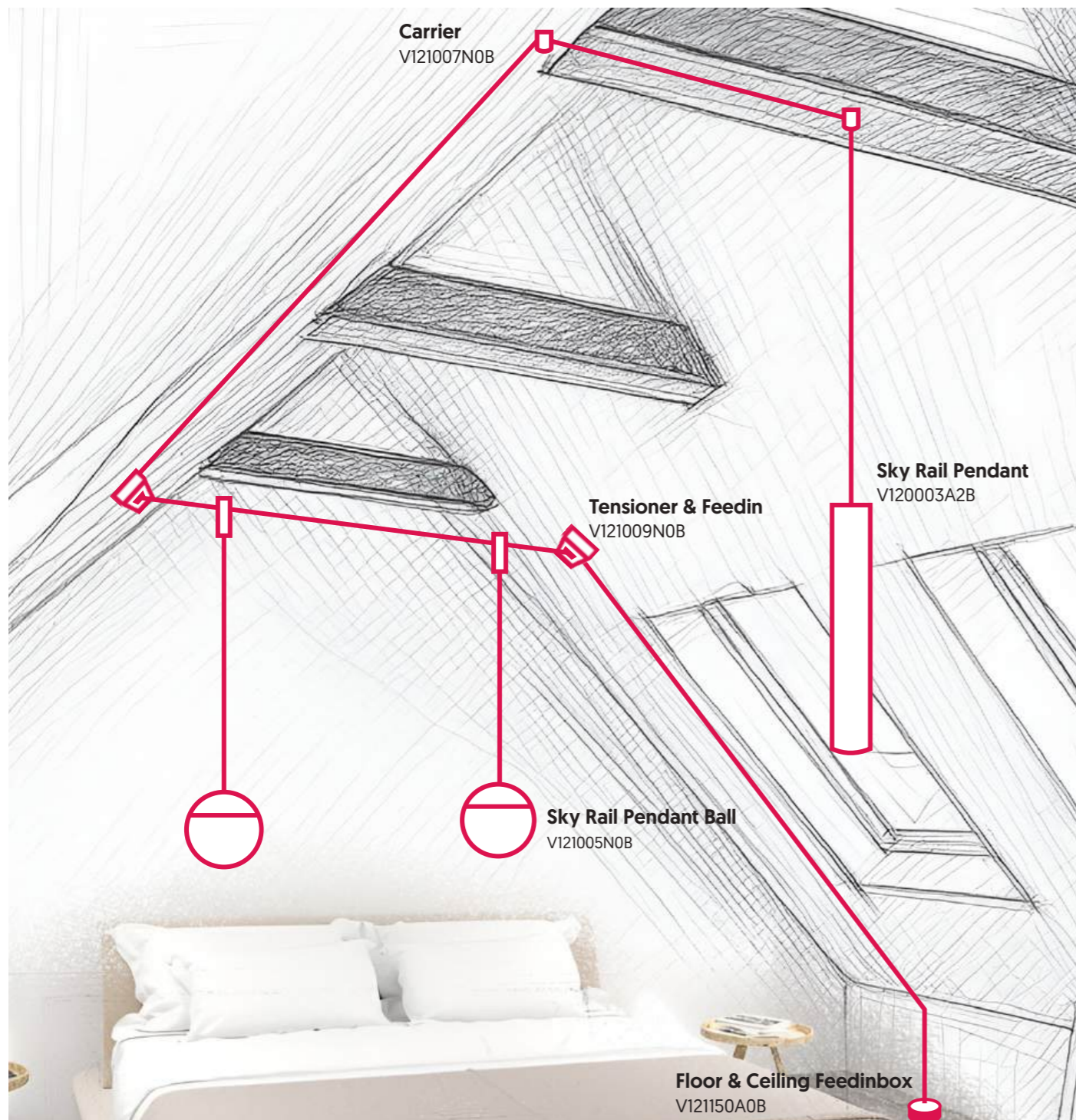
V121004N0B

page 43

Spot

V120001A2B

page 46



CREATIVE SETTINGS BRILLIANT SOLUTION



SKY RAIL

- » Modular System
- » Flexible Extension Options

scan for demo videos »



48VDC



SKY RAIL (cable)

Size	Art.No	EUR
5x0.017m	V119005N0B	198,00
10x0.017m	V119010N0B	329,00
100x0.017m	V119100N0B	1980,00

(5 and 10m incl. prepared Tensioner&Feeder)

SKY RAIL MINI (cable)

Size	Art.No	EUR
10x0.009m	V119110N0B	98,00

COMPONENTS



Carrier (short) SET

Size	Ø26x46mm
Cable Length	2000mm


Color	Art.No	EUR
● Black	V121007N0B	14,90



Carrier (short)

Size	Ø26x46mm
------	----------

Color	Art.No	EUR
● Black	V121002N0B	7,90



Tensioner & Feedin

Size	86x86x155-185mm
------	-----------------

Color	Art.No	EUR
● Black	V121009N0B	98,00



Tensioner & Feedin Deflector

Size	86x86x66mm
------	------------

Color	Art.No	EUR
● Black	V121010N0B	59,00



Feedin / Mini Connector

Size	168x33x70mm
------	-------------

Color	Art.No	EUR
● Black	V121006N0B	49,00



Cut Tool

Size	130x23x7mm
------	------------

Color	Art.No	EUR
● Black	V121008N0B	2,90



Floor & Ceiling Feedinbox [incl. Driver and Powercord]

Size	200x113mm
------	-----------

Color	Art.No	EUR
● Black	V121150A0B	229,00



Wall-Feedinbox [excl. Driver, incl. Mechanical Tensioner]

Size	300x107x160mm
------	---------------

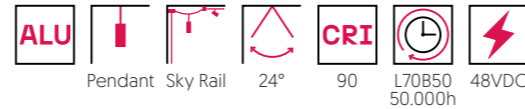
Color	Art.No	EUR
● Black	V121150N0B	159,00

SKY RAIL PENDANT



General Info

Lightsource	LED integrated
LED-Type	COB




PENDANT 2700K

Color	Art.No	EUR
● Black	V120003A2B	69,00

PENDANT 3000K

Color	Art.No	EUR
● Black	V120003A3B	69,00



TECHNICAL DETAILS

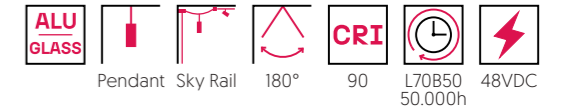
	2700K	3000K
Size	40x203mm	40x203mm
Lumen	300	300
Wattage	5W	5W
CCT	2700k	3000k

SKY RAIL PENDANT BALL



General Info

Lightsource	LED integrated
LED-Type	SMD
CCT	2700K



SKY RAIL PENDANT BALL (excl. glass)

Color	Art.No	EUR
● Black	V120004A2B	59,00



GLASS COVER

Color	Art.No	EUR
Frosted	V121004N0B	18,00
Smoked	V121005N0B	18,00

TECHNICAL DETAILS

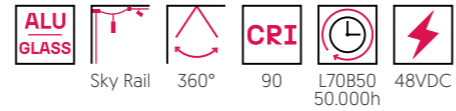
	Pendant	Glass Frosted	Glass Smoked
Length	1500mm	1500mm	1500mm
Size	100mm	120x60x31.5x1500x96mm	120x60x31.5x1500x96mm
Diameter	120mm	120mm	120mm
Lumen	270		
Wattage	5W		

SKY RAIL BALL



General Info

Lightsource	LED integrated
LED-Type	SMD
CCT	2700K



SKY RAIL BALL


Size	Art.No	EUR
L	V120006A2B	49,00
M	V120005A2B	45,00



TECHNICAL DETAILS

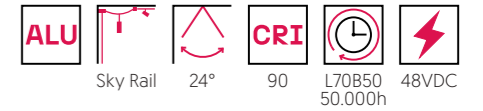
	Ball M	Ball L
Size	100x110mm	150x155mm
Diameter	100mm	150mm
Lumen	160	200
Wattage	4W	5W

SKY RAIL FOCUS LINEAR



General Info

Lightsource	LED integrated
LED-Type	SMD



FOCUS LINEAR 2700K

Color	Art.No	EUR
● Black	V120007A2B	98,00

FOCUS LINEAR 3000K

Color	Art.No	EUR
● Black	V120007A3B	98,00

TECHNICAL DETAILS

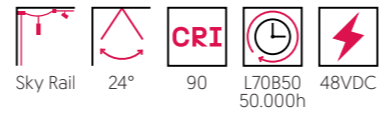
	2700K	3000K
Size	506x29x37mm	506x29x37m
Lumen	1000	1000
Wattage	20W	20W
CCT	2700k	3000k

SKY RAIL SPOT



General Info

Lightsource	LED integrated
LED-Type	COB



SPOT 2700K

Color	Art.No	EUR
● Black	V120001A2B	79,00

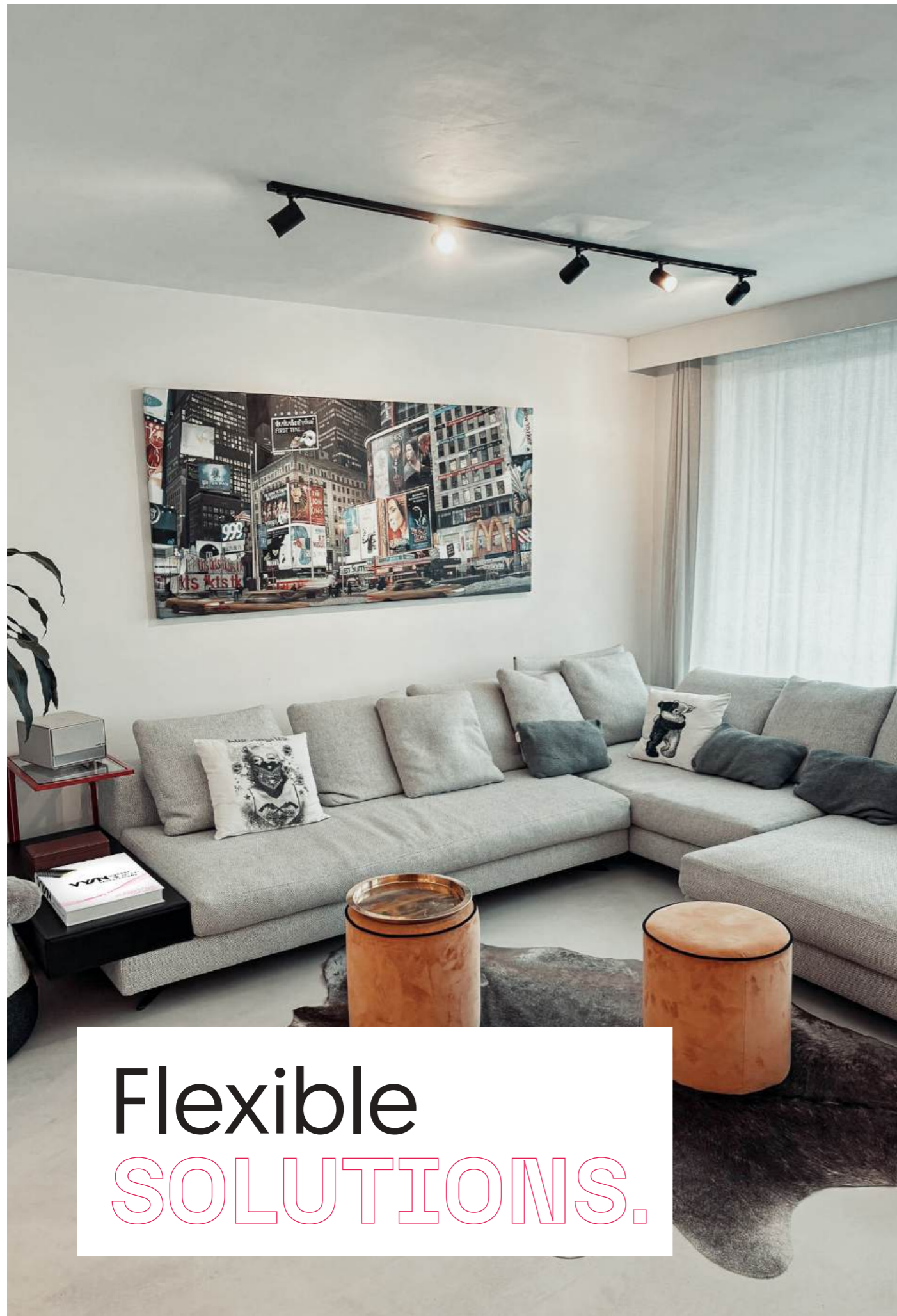
SPOT 3000K

Color	Art.No	EUR
● Black	V120001A3B	79,00

TECHNICAL DETAILS

	2700K	3000K
Size	67x93x168mm	67x93x168mm
Lumen	650	650
Wattage	10W	10W
CCT	2700k	3000k





Flexible
SOLUTIONS.

Onis Spot
V114001N9B page 50

Onis Pendant
V114350N9B page 51

Tevo Pendant
V114200T2B page 55

1-PHASE COLLECTION

Tevo Spot LED
V114100T2B page 53

Track Spot Pro L
V114022T3B page 56

Linear Dots
V114020T3B page 57



ONIS 1-PHASE SPOT*



ONIS 1-PHASE SPOT

Color	Art.No	EUR
○ White	V114001N9W	34,90
● Black	V114001N9B	34,90
●● Black/Gold	V114001N9BG	34,90

for LED PAR 51 GU10 max. 8W

TECHNICAL DETAILS

Onis 1 -Phase Spot	
Diameter	58mm
Size	58x147mm
Wattage	Max. 8W

+ADDONS


LED PAR51, GU10, 7W, 36°

Energy Consumption 7KWh/1000h

Lumen	Kelvin	Art.No	EUR
510	2700K	V725736T2W	4,90
530	3000K	V725736T3W	4,90



ONIS 1-PHASE PENDANT*



ONIS 1-PHASE PENDANT (open cable end)

300		
Color	Art.No	EUR
○ White	V131350N9W	69,90
● Black	V131350N9B	69,90
●● Black/Gold	V131350N9BG	69,90

450		
Color	Art.No	EUR
○ White	V131450N9W	79,90
● Black	V131450N9B	79,90
●● Black/Gold	V131450N9BG	79,90

1-PHASE ADAPTER



Color	Art.No	EUR
○ White	V115201N0W	9,90
● Black	V115201N0B	9,90

TECHNICAL DETAILS

for LED PAR 51 GU10 max. 8W

	Onis	300	450
Cable Length		2.0m	2.0m
Size		58x293.5mm	58x435mm
Diameter		58mm	58mm
Wattage		Max. 8W	Max. 8W

Adapter

	6A, 230V/50Hz, 20N max.
Size	82x35x42mm

+ADDONS

LED PAR51, GU10, 7W, 36°

Energy Consumption 7KWh/1000h

Lumen	Kelvin	Art.No	EUR
510	2700K	V725736T2W	4,90
530	3000K	V725736T3W	4,90



TEVO 1-PHASE SPOT

GU10



TEVO 1-PHASE SPOT **GU10**

Color	Art.No	EUR
○ White	V114100N9W	29,90
● Black	V114100N9B	29,90

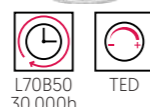
TECHNICAL DETAILS for LED PAR 51 GU10 max. 8W

Tevu 1-Phase Spot GU10	
Diameter	57mm
Size	85x161x57mm
Wattage	Max. 8W

+ADDONS

LED PAR51, GU10, 7W, 36°

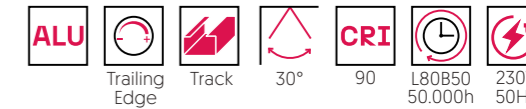
Energy Consumption 7KWh/1000h



Lumen	Kelvin	Art.No	EUR
510	2700K	V725736T2W	4,90
530	3000K	V725736T3W	4,90

TEVO 1-PHASE SPOT

LED



TEVO 1-PHASE SPOT **LED**

Color	Art.No	EUR
○ White	V114100T2W	49,90
● Black	V114100T2B	49,90

General Info	
Driver	included
Lightsource	LED integrated
LED-Type	SMD
CCT	2700K

TECHNICAL DETAILS

Tevu 1-Phase Spot LED

Diameter	57mm
Size	85x136x57mm
Lumen	780
Wattage	8W

+ADDONS

Tevu LED Deco Ring *

Size	54.4x14mm
Replaceable	yes
Material	Aluminum




Color	Art.No	EUR
● Gold	V132001N0G	4,90
● Black	V132001N0B	4,90



* Standard included in same color as fixture. Only available for TEVO SPOT LED.

TEVO 1-PHASE PENDANT

GU10



TEVO 1-PHASE PENDANT GU10 (open cable end)

Color	Art.No	EUR
○ White	V831100N9W	49,90
● Black	V831100N9B	49,90

1-PHASE ADAPTER



Color	Art.No	EUR
○ White	V115201N0W	9,90
● Black	V115201N0B	9,90

TECHNICAL DETAILS

for LED PAR 51 GU10 max. 8W

Tevo 1-Phase Pendant GU10	
Cable Length	1.7m
Size	57x300mm
Diameter	57mm
Wattage	Max. 8W
Adapter	
6A, 230V/50Hz, 20N max.	
Size	82x35x42mm

+ADDONS

LED PAR51, GU10, 7W, 36°

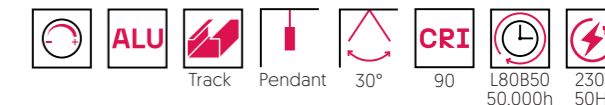
Energy Consumption	7KWh/1000h
--------------------	------------

Lumen	Kelvin	Art.No	EUR
510	2700K	V725736T2W	4,90
530	3000K	V725736T3W	4,90



TEVO 1-PHASE PENDANT

LED



General Info

Driver	included
Lightsource	LED integrated
LED-Type	SMD
CCT	2700K

TEVO 1-PHASE PENDANT LED (open cable end)

Color	Art.No	EUR
○ White	V831100T2W	64,90
● Black	V831100T2B	64,90

1-PHASE ADAPTER



Color	Art.No	EUR
○ White	V115201N0W	9,90
● Black	V115201N0B	9,90

TECHNICAL DETAILS

Tevo 1-Phase Pendant LED

Cable Length	1.7m
Size	57x300mm
Diameter	57mm
Lumen	780
Wattage	8W

Adapter

6A, 230V/50Hz, 20N max.	
Size	82x35x42mm

+ADDONS

Tevo LED Deco Ring *

Size	54.4x14mm
Replaceable	yes
Material	Aluminum

Color	Art.No	EUR
● Gold	V132001N0G	4,90
● Black	V132001N0B	4,90


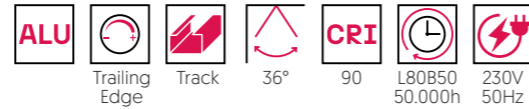


*Standard included in same color as fixture.
Only available for TEVO SPOT LED.

TRACK SPOT PRO L

General Info

Driver	included
Lightsource	LED integrated
LED-Type	COB
CCT	3000K



TRACK SPOT PRO L

Color	Art.No	EUR
○ White	V114022T3W	109,00
● Black	V114022T3B	109,00

TECHNICAL DETAILS

Track Spot Pro L	
Size	90x110mm
Lumen	1680
Wattage	14W

+ADDONS

Honeycomb for trackspot 1-Phase



Color	Art.No	EUR
● Black	V115099N0B	9,90



1-PHASE LINEAR

General Info

Driver	included
Lightsource	LED integrated
LED-Type	SMD



LINEAR M CCT SWITCH

Color	Art.No	EUR
○ White	V114010T7W	119,00
● Black	V114010T7B	119,00

LINEAR DOTS 2700K

Color	Art.No	EUR
○ White	V114020T2W	119,00
● Black	V114020T2B	119,00

LINEAR DOTS 3000K

Color	Art.No	EUR
○ White	V114020T3W	119,00
● Black	V114020T3B	119,00

TECHNICAL DETAILS

	Switch	2700k	3000k
Size	766x34x35mm	540x34x34mm	540x34x34mm
Lumen	1300	60	730
Beam Angle	80°	36°	36°
CCT	2700K/3000K	2700K	3000K
Dimmable	TED	TED	TED
Wattage	10W	11.5W	11.5W

1-PHASE TRACK

» Compatible with multiple Brands



TRACK 1M		
Size	1000x35x18mm	
Material	Aluminum	

Color	Art.No	EUR
○ White	V113010N0W	32,90
● Black	V113010N0B	32,90



TRACK 2M		
Size	2000x35x18mm	
Material	Aluminum	

Color	Art.No	EUR
○ White	V113020N0W	59,90
● Black	V113020N0B	59,90



COMPONENTS



COVER 2M		
Material	Polycarbonate	
Color	Art.No	EUR
○ White	V115112N0W	9,90
● Black	V115112N0B	9,90



Wire Suspension		
Cable Length	3m	
Color	Art.No	EUR
○ White	V115001N0W	12,90
● Black	V115001N0B	12,90



Straight Connection		
Color	Art.No	EUR
○ Chrome	V115200N0C	3,90



Corner Connection		
Color	Art.No	EUR
○ Chrome	V115201N0C	4,90



Stabilisator Connector		
Color	Art.No	EUR
○ Chrome	V115202N0C	4,90

COMPONENTS



Adaptor		
6A, 230V/50Hz, 20N max.		
Size	82x35x42 mm	
Color	Art.No	EUR
○ White	V115201N0W	9,90
● Black	V115201N0B	9,90



Endcap		
Size	4x35x18 mm	
Color	Art.No	EUR
○ White	V115180N0W	3,90
● Black	V115180N0B	3,90



Corner Connector Inside		
Size	104x104x18mm	
Color	Art.No	EUR
○ White	V115250N0W	12,90
● Black	V115250N0B	12,90



Corner Connector Outside		
Size	104x104x18mm	
Color	Art.No	EUR
○ White	V115150N0W	12,90
● Black	V115150N0B	12,90



Flex Connector		
Size	164x35x18mm	
Color	Art.No	EUR
○ White	V115170N0W	16,90
● Black	V115170N0B	16,90



Feedin Left		
Size	104x35x18mm	
Color	Art.No	EUR
○ White	V115110N0W	6,90
● Black	V115110N0B	6,90



Feedin Round		
Color	Art.No	EUR
○ White	V115130N0W	12,90
● Black	V115130N0B	12,90



Long Connector		
Size	172x35x18 mm	
Color	Art.No	EUR
○ White	V115120N0W	9,90
● Black	V115120N0B	9,90



Feedin Right		
Size	104x35x18mm	
Color	Art.No	EUR
○ White	V115210N0W	6,90
● Black	V115210N0B	6,90



T Connector Left		
Size	172x104x18mm	
Color	Art.No	EUR
○ White	V115160N0W	16,90
● Black	V115160N0B	16,90



T Connector Right		
Size	172x104x18mm	
Color	Art.No	EUR
○ White	V115260N0W	16,90
● Black	V115260N0B	16,90



Electrical Connector		
Size	63x35x18mm	
Color	Art.No	EUR
○ White	V115140N0W	4,90
● Black	V115140N0B	4,90

1-PHASE TRACK WING



» Adapter can be fitted flush

1-Phase Track Wing 1m

Size	1000x38x37mm	
Color	Art.No	EUR
● Black	V113910N0B	39,90

1-Phase Track Wing 2m

Size	2000x38x37mm	
Color	Art.No	EUR
● Black	V113920N0B	69,90

COMPONENTS

1-Phase Track Wing Ecap

Size	38x3x37mm	
Color	Art.No	EUR
● Black	V113921N0B	4,90

Wing Lineconnector

Size	54x19x17mm	
Color	Art.No	EUR
● Black	V113922N0B	6,90

Wing Feedin L

Size	65x38x37mm	
Color	Art.No	EUR
● Black	V113923N0B	8,90

Wing Feedin R

Size	65x38x37mm	
Color	Art.No	EUR
● Black	V113924N0B	8,90

Feedin CO

Size	66x38x37mm	
Color	Art.No	EUR
● Black	V113925N0B	16,50

Wing Feedin CI


Size	66x38x37mm	
Color	Art.No	EUR
● Black	V113025N0B	15,90


Wing Straight Connector

Size	95x38x37mm	
Color	Art.No	EUR
● Black	V113026N0B	14,90

Wire Suspension

Cable Length	3m	
Color	Art.No	EUR
○ White	V115001N0W	12,90
● Black	V115001N0B	12,90





Adapt & Connect
POSSIBILITIES.



Multispot
V117974S7W page 70

Onis Pendant
V117450N9B page 64


Tevo Pendant
V117400T2B page 66

3-PHASE COLLECTION

Tevo Spot
V117300T2B page 68

Spot LED 930
W117001A3B page 71

ONIS 3-PHASE PENDANT*



ONIS 3-PHASE PENDANT (open cable end)

Color	Art.No	EUR
○ White	V131350N9W	69,90
● Black	V131350N9B	69,90
●● Black/Gold	V131350N9BG	69,90

Color	Art.No	EUR
○ White	V131450N9W	79,90
● Black	V131450N9B	79,90
●● Black/Gold	V131450N9BG	79,90

3-PHASE ADAPTER



Color	Art.No	EUR
○ White	PRO-0440-W	12,90
● Black	PRO-0440-B	12,90

TECHNICAL DETAILS

for LED PAR 51 GU10 max. 8W

Onis	300	450
Cable Length	2.0m	2.0m
Size	58x293.5mm	58x435mm
Diameter	58mm	58mm
Wattage	Max. 8W	Max. 8W

Adapter

10A, 230V/50Hz, 100N max.
Size 84x54mm

+ADDONS

LED PAR51, GU10, 7W, 36°

Energy Consumption	7KWh/1000h
--------------------	------------

Lumen	Kelvin	Art.No	EUR
510	2700K	V725736T2W	4,90
530	3000K	V725736T3W	4,90



ONIS 3-PHASE SPOT*



ONIS 3-PHASE SPOT

Color	Art.No	EUR
○ White	V117101N9W	34,90
● Black	V117101N9B	34,90
●● Black/Gold	V117101N9BG	34,90

TECHNICAL DETAILS for LED PAR 51 GU10 max. 8W

Onis 3-Phase Spot GU10

Diameter	58mm
Size	58x70x168mm
Wattage	Max. 8W

+ADDONS

LED PAR51, GU10, 7W, 36°


Energy Consumption	7KWh/1000h
--------------------	------------

Lumen	Kelvin	Art.No	EUR
510	2700K	V725736T2W	4,90
530	3000K	V725736T3W	4,90



TEVO 3-PHASE PENDANT

GU10



TEVO 3-PHASE PENDANT **GU10** (open cable end)

Color	Art.No	EUR
○ White	V831100N9W	49,90
● Black	V831100N9B	49,90

3-PHASE ADAPTER



Color	Art.No	EUR
○ White	PRO-0440-W	12,90
● Black	PRO-0440-B	12,90

TECHNICAL DETAILS

for LED PAR 51 GU10 max. 8W

Tevu 3-Phase Pendant GU10	
Cable Length	1.7m
Size	57x300mm
Diameter	57mm
Wattage	Max. 8W

Adapter	
10A, 230V/50Hz, 100N max.	
Size	84x54mm

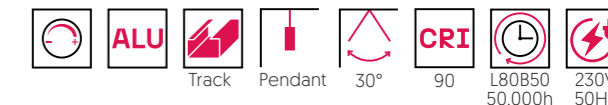
+ADDONS

LED PAR51, GU10, 7W, 36°			
Energy Consumption	7KWh/1000h		
Lumen	Kelvin	Art.No	EUR
510	2700K	V725736T2W	4,90
530	3000K	V725736T3W	4,90



TEVO 3-PHASE PENDANT

LED



General Info	
Driver	included
Lightsource	LED integrated
LED-Type	SMD
CCT	2700K

TEVO 3-PHASE PENDANT **LED** (open cable end)

Color	Art.No	EUR
○ White	V831100T2W	64,90
● Black	V831100T2B	64,90

3-PHASE ADAPTER



Color	Art.No	EUR
○ White	PRO-0440-W	12,90
● Black	PRO-0440-B	12,90

TECHNICAL DETAILS

Tevu 3-Phase Pendant LED	
Cable Length	1.7m
Size	57x300mm
Diameter	57mm
Lumen	780
Wattage	8W

Adapter	
10A, 230V/50Hz, 100N max.	
Size	84x54mm

+ADDONS

Tevu LED Deco Ring *	
Size	54.4x14mm
Replaceable	yes
Material	Aluminum


Color	Art.No	EUR
● Gold	V132001N0G	4,90
● Black	V132001N0B	4,90



*Standard included in same color as fixture. Only available for TEVO SPOT LED.

TEVO 3-PHASE SPOT

GU10



TEVO 3-PHASE SPOT **GU10**

Color	Art.No	EUR
○ White	V117001N9W	29,90
● Black	V117001N9B	29,90

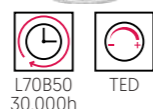
TECHNICAL DETAILS for LED PAR 51 GU10 max. 8W

Tevu 3-Phase Spot GU10	
Diameter	57mm
Size	70x177x57mm
Wattage	Max. 8W

+ADDONS

LED PAR51, GU10, 7W, 36°

Energy Consumption 7KWh/1000h



Lumen	Kelvin	Art.No	EUR
510	2700K	V725736T2W	4,90
530	3000K	V725736T3W	4,90

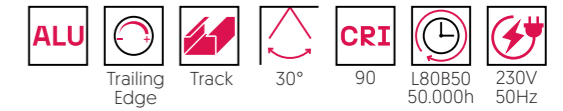
TEVO 3-PHASE SPOT

LED



General Info

Driver	included
Lightsource	LED integrated
LED-Type	SMD
CCT	2700K



TEVO 3-PHASE SPOT **LED**

Color	Art.No	EUR
○ White	V117300T2W	54,90
● Black	V117300T2B	54,90

TECHNICAL DETAILS

Tevu 3-Phase Spot LED

Diameter	57mm
Size	70x157x57
Lumen	780
Wattage	8W

+ADDONS

Tevu LED Deco Ring *

Size	54.4x14mm
Replaceable	yes
Material	Aluminum



Color	Art.No	EUR
● Gold	V132001N0G	4,90
● Black	V132001N0B	4,90




* Standard included in same color as fixture. Only available for TEVO SPOT LED.

3-PHASE MULTI SPOT



General Info

Driver	inTrack-Driver
Lightsource	LED integrated
LED-Type	COB

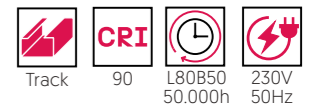


3-PHASE SPOT LED 930



General Info

Driver	inTrack-Driver
Lightsource	LED integrated



3-PHASE



MS 10-16W 15°

Color	Art.No	EUR
○ White	V117751S7W	89,90
● Black	V117751S7B	89,90

MS 20-32W 15°

Color	Art.No	EUR
○ White	V117971S7W	99,90
● Black	V117971S7B	99,90



SPOT LED 930

Color	Art.No	EUR
○ White	W117001A3W	79,90
● Black	W117001A3B	79,90



MS 10-16W 40°

Color	Art.No	EUR
○ White	V117754S7W	89,90
● Black	V117754S7B	89,90

MS 20-32W 40°

Color	Art.No	EUR
○ White	V117974S7W	99,90
● Black	V117974S7B	99,90

TECHNICAL DETAILS

	MS 10-16W 15°	MS 20-32W 15°	MS 10-16W 40°	MS 20-32W 40°
Size	162x75x159mm	162x97x188mm	162x75x159mm	162x97x188mm
Lumen	920-1300	1900-2900	920-1300	1900-2900
Beam Angle	15°	15°	40°	40°
CCT	2700K/3000K	2700K/3000K	2700K/3000K	2700K/3000K
Power Switch	10W/12W/14W/16W	20W/24W/28W/32W	10W/12W/14W/16W	20W/24W/28W/32W

TECHNICAL DETAILS

	SPOT LED 930
Size	85x175mm
Lumen	3190
Beam Angle	36°
CCT	3000K
Wattage	24W

3-PHASE TRACK

» Compatible with multiple Brands



TRACK 1M

Size	1m
Material	Aluminum

Color	Art.No	EUR
○ White	PRO-0410-W	39,90
● Black	PRO-0410-B	39,90



TRACK 2M

Size	2m
Material	Aluminum

Color	Art.No	EUR
○ White	PRO-0420-W	79,90
● Black	PRO-0420-B	79,90




TRACK 3M

Size	3m
Material	Aluminum

Color	Art.No	EUR
○ White	PRO-0430-W	119,00
● Black	PRO-0430-B	119,00


COMPONENTS

Feedin Left




Color	Art.No	EUR
○ White	PRO-0431L-W	16,90
● Black	PRO-0431L-B	16,90

Feedin Right




Color	Art.No	EUR
○ White	PRO-0431R-W	16,90
● Black	PRO-0431R-B	16,90

Twisted T Connector L1->L2




Color	Art.No	EUR
○ White	PRO-M436L-W	39,90
● Black	PRO-M436L-B	39,90

Twisted T Connector R1->R2




Color	Art.No	EUR
○ White	PRO-M436R-W	39,90
● Black	PRO-M436R-B	39,90

Twisted L Connector (left+right)




Color	Art.No	EUR
○ White	PRO-M438-W	32,90
● Black	PRO-M438-B	32,90

Track Coupler (insulation)




Color	Art.No	EUR
○ White	PRO-0433A-W	14,90
● Black	PRO-0433A-B	14,90

Middle Connector




Color	Art.No	EUR
○ White	PRO-0434-W	32,90
● Black	PRO-0434-B	32,90

Electrical Connector



Color	Art.No	EUR
○ White	PRO-0433-W	14,90
● Black	PRO-0433-B	14,90


Flexible Connector



Color	Art.No	EUR
○ White	PRO-0439-W	54,90
● Black	PRO-0439-B	54,90


Adapter

10A, 230V/50Hz, 100N




Color	Art.No	EUR
○ White	PRO-0440-W	12,90
● Black	PRO-0440-B	12,90

Endcaps




Color	Art.No	EUR
○ White	PRO-0432-W	4,90
● Black	PRO-0432-B	4,90

Connection Clamp



Color	Art.No	EUR
○ White	PRO-0418SK-W	12,90
● Black	PRO-0418SK-B	12,90

Wire Suspension EZCLICK



Size	5m	
Color	Art.No	EUR
○ White	PRO-EZ0449-W	21,90
● Black	PRO-EZ0449-B	21,90



LEDVIN COLLECTION



Bulkhead
V105310T7W page 76



Wire Pendant
V831300N0B page 77



Shade
V132100N0B page 77

V132100N0BG

LEDVIN 30

V105310T7W

General Info	
Driver	included
Lightsource	LED integrated
LED-Type	SMD



LEDVIN 30 BULKHEAD

Color	Art.No	EUR
○ White	V105310T7W	89,90




WIRE PENDANT

Color	Art.No	EUR
○ White	V831300N0W	59,90
● Black	V831300N0B	59,90

TECHNICAL DETAILS

	Bulkhead	Shade	Wire Pendant
Size	30x9.3cm	39x9cm	3m
Lumen	2200		
CCT Switch	2700K/3000K/4000K		
Wattage	18W		



LEDVIN SHADE 30

Color	Art.No	EUR
○ White	V132100N0W	39,90
● Black	V132100N0B	39,90
●● Black/Gold	V132100N0BG	39,90

MEZY Fix Pendant
V831043N0B



MEZY COLLECTION



MEZY S
V103045T7B



Backlight Ring S
V126045T7B



MEZY WIRE PENDANT
V831300N0B

General Info

Driver	included
Lightsource	LED integrated



MEZY S

Color	Art.No	EUR
○ White	V103045T7W	349,00
● Black	V103045T7B	349,00



BACKLIGHT RING S

Color	Art.No	EUR
○ White	V126045T7W	79,90
● Black	V126045T7B	79,90



FIX PENDANT

Color	Art.No	EUR
○ White	V831043N0W	39,90
● Black	V831043N0B	39,90

WIRE PENDANT

Color	Art.No	EUR
○ White	V831300N0W	59,90
● Black	V831300N0B	59,90

TECHNICAL DETAILS

	Mezy S	Backlight Ring S	Fix Pendant	Wire Pendant
Size	450x59mm	389.5x11.8mm	128x525mm	3000mm
Lumen	3260	1190		
Beam Angle	90°	110°		
CCT Switch	2700K/3000K/4000K	2700K/3000K/4000K		
Wattage	30W	7.8W		



BOUNTO Pendant Single
V107001T1B page 81

BOUNTO COLLECTION



BOUNTO P3 Amber Round
V101001T1B page 85



BOUNTO P3 Spin Round
V109001B1B page 84

bounto pendant double
V107002T1B page 81

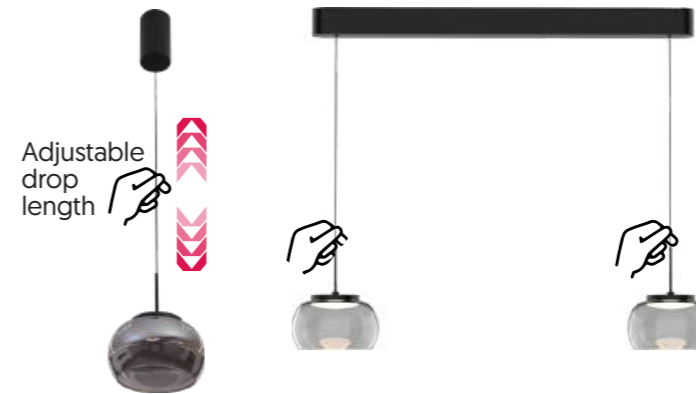
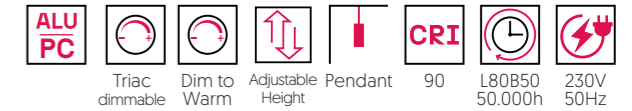
BOUNTO PENDANT

» Easily adjustable height



General Info

Driver	included
Lightsource	LED integrated
LED-Type	SMD



BOUNTO PENDANT


	Art.No	EUR
Single	V107001T1B	189,00
Double	V107002T1B	349,00

TECHNICAL DETAILS

	Single	Double
Canopy Size	140x70mm	800x50x75mm
Lamphead Size	180x120mm	180x120mm
Lumen	280	2x280
Dim to Warm CCT	1800K-3000K	1800K-3000K
Wattage	9W	18W
Cable Length	min. 360mm - 1860mm	min. 260mm - 1860mm
Diameter	180mm	180mm

BOUNTO WALL

BOUNTO TABLE



BOUNTO WALL

	Art.No	EUR
Wall	V101001T1B	199,00



BOUNTO TABLE

	Art.No	EUR
Table	V109001B1B	219,00

TECHNICAL DETAILS

	Wall	Table
Size	255x180x215mm	180x325mm
Lumen	280	280
Dim to Warm CCT	1800K-3000K	1800K-3000K
Wattage	9W	9W
Diameter	180mm	180mm
Steering	Triac (TED)	touch to dim



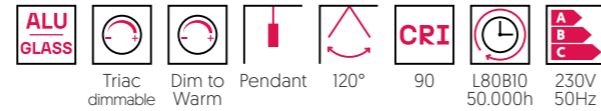
BOUNTO P3 SPIN

BOUNTO P3 SPIN ROUND



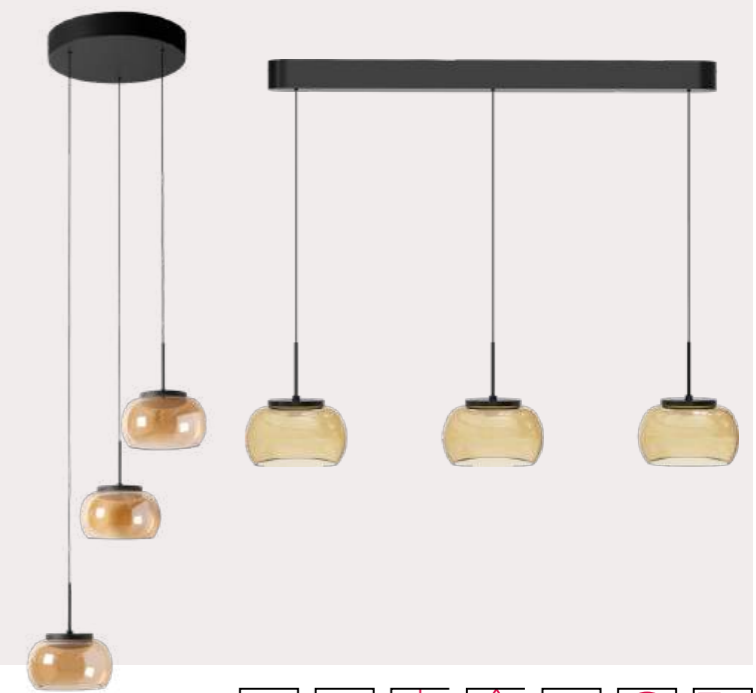
General Info

Driver	included
Lightsource	LED integrated
LED-Type	SMD



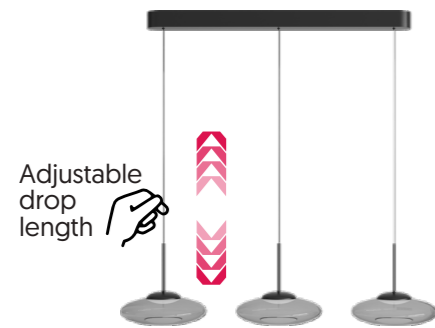
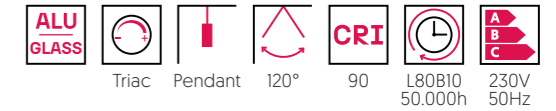
BOUNTO P3 AMBER

BOUNTO P3 AMBER ROUND



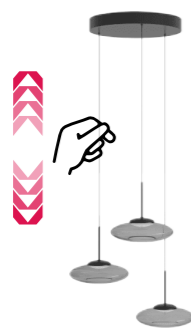
General Info

Driver	included
Lightsource	LED integrated
LED-Type	SMD




BOUNTO P3 SPIN

Color	Art.No	EUR
● Black	V107361T1B	469,00



BOUNTO P3 SPIN ROUND

Color	Art.No	EUR
● Black	V103361T1B	469,00



BOUNTO P3 AMBER

Color	Art.No	EUR
● Black	V107051T1B	429,00



BOUNTO P3 AMBER ROUND

Color	Art.No	EUR
● Black	V103151T1B	429,00

TECHNICAL DETAILS

	P3 Spin	P3 Spin Round
Canopy Size	800x80x2000mm	Ø400x2000mm
Cable Length	1700mm	1700mm
Lamphead Size	260x180mm	180x120mm
Lumen	3x280	3x280
Dim to Warm CCT	1800K-3000K	1800K-3000K
Wattage	27W	27W

TECHNICAL DETAILS

	P3 Amber	P3 Amber Round
Canopy Size	800x80x1960	Ø300x1960mm
Cable Length	1700mm	1700mm
Lamphead Size	180x120mm	180x120mm
Lumen	3x400	3x400
CCT	2700K	2700K
Wattage	21W	21W



Bounto Pendant Single
V107001T1B


Bounto Pendant Double
V107002T1B

Bounto Wall Lamp
V101001T1B


Bounto Table Lamp
V109001B1B

Nydle Ceiling Lamp
V107002A2B page 90


NYDLE COLLECTION



NYDLE Floor Lamp
V108001B2B page 89

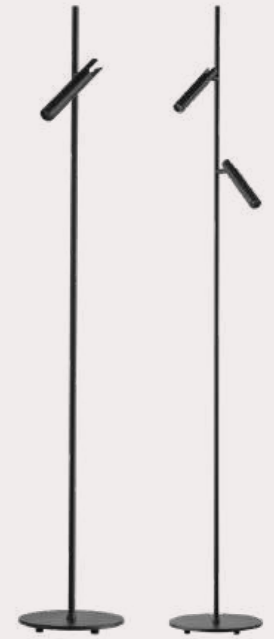


NYDLE Wall Lamp
V101100B2B page 91



NYDLE Table Lamp
V109001B2B page 91

NYDLE FLOOR LAMP



General Info

Driver	included
Lightsource	LED integrated
CCT	2700K



NYDLE FLOOR LAMP

	Art.No	EUR
Single	V108001B2B	169,00
Double	V108002B2B	249,00

TECHNICAL DETAILS

	Single	Double
Size	220x1310mm	250x1670mm
Lumen	430	2x430
LED-Type	COB	COB
Wattage	7.5W	13W

NYDLE CEILING LAMP



General Info

Driver	included
Lightsource	LED integrated
CCT	2700K



NYDLE CEILING LAMP

Color	Art.No	EUR
● Black	V107002A2B	189,00

TECHNICAL DETAILS

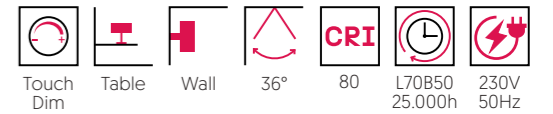
Nydle Ceiling Lamp	
Size	130x910mm
Lumen	2x430
LED-Type	COB
Wattage	13W
Steering	on/off

NYDLE TABLE LAMP NYDLE WALL LAMP



General Info

Driver	included
Lightsource	LED integrated
CCT	2700K



NYDLE TABLE LAMP

Color	Art.No	EUR
● Black	V109001B2B	139,00

NYDLE WALL LAMP

Color	Art.No	EUR
● Black	V101100B2B	109,00

TECHNICAL DETAILS

	Nydle Table Lamp	Nydle Wall Lamp
Size	160x535mm	60x115x178mm
Lumen	430	430
LED-Type	COB	COB
Wattage	7.5W	7.5W
Steering	Touch / Dim	Touch / Dim

NYDLE Ceiling Lamp

V107002A2B



NYDLE Wall Lamp

V101100B2B



NYDLE Floor Lamp

V108001B2B



NYDLE Table Lamp

V109001B2B



NYDLE Floor Lamp

V108002B2B





Vasari 60 smart
V101001B7B page 95

VASARI COLLECTION



Vasari 60
V101002A2B page 96



Vasari flex
V101001A7B page 97



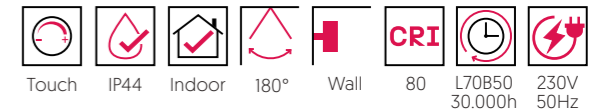
Vasari 40
V101003A2B page 96

VASARI 60 SMART

- » Adjustable Color and Brightness
- » Antifog

General Info

Driver Info	included
Lightsource	LED integrated
LED-Type	SMD
CCT	Switch



VASARI 60 SMART

Color	Art.No	EUR
● Black	V101001B7B	279,00

TECHNICAL DETAILS

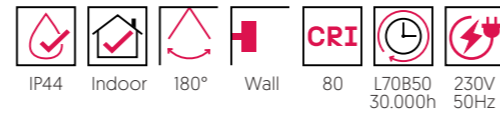
VASARI 60 Smart	
Size	590x31mm
CCT	2700K/3000K/4000K
Wattage	23W
Lumen	850

VASARI 60 / 40



General Info

Driver	included
Lightsource	LED integrated
LED-Type	SMD
CCT	2700K
Touch	on/off



VASARI 60

Color	Art.No	EUR
● Black	V101002A2B	249,00



VASARI 40

Color	Art.No	EUR
● Black	V101003A2B	159,00

TECHNICAL DETAILS


	Vasari 60	Vasari 40
Size	590x31mm	410x31mm
Wattage	23W	14W
Lumen	1200	570
Steering	on/off	on/off

VASARI FLEX



General Info

Driver	included
Lightsource	LED integrated
LED-Type	SMD
CCT	Switch



VASARI FLEX

Color	Art.No	EUR
● Black	V101001A7B	159,00

TECHNICAL DETAILS

VASARI Flex	
Mirror Zoom	3x
CCT	2700K/3000K/4000K
Wattage	4.2W
Lumen	40
Steering	on/off



Design
EVERGREEN.



IBLOCC COLLECTION



IBLOCC Single Round
V103095T7B page 100



IBLOCC Single Square
V103100T7B page 101



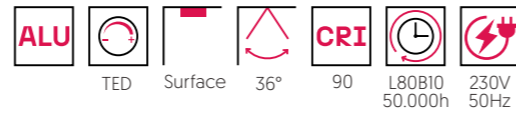
IBLOCC Double Square
V103185T7B page 101

IBLOCC ROUND



General Info

Driver	included
Lightsource	LED integrated
LED-Type	COB
CCT	Switch
Spot	adjustable




IBLOCC ROUND

Color	Art.No	EUR
○ White	V103095T7W	79,90
● Black	V103095T7B	79,90

TECHNICAL DETAILS


IBLOCC Round	
Size	110x95mm
Lumen	600
CCT	2700K/3000K
Wattage	9W

IBLOCC SQUARE




General Info

Driver	included
Lightsource	LED integrated
LED-Type	COB
CCT	Switch
Spot	adjustable



IBLOCC SQUARE SINGLE

Color	Art.No	EUR
○ White	V103100T7W	79,90
● Black	V103100T7B	79,90



IBLOCC SQUARE DOUBLE

Color	Art.No	EUR
○ White	V103185T7W	129,00
● Black	V103185T7B	129,00


TECHNICAL DETAILS

	Single	Double
Size	100x100x89mm	185x100x89mm
Lumen	600	1200
CCT	2700K/3000K	2700K/3000K
Wattage	9W	18W


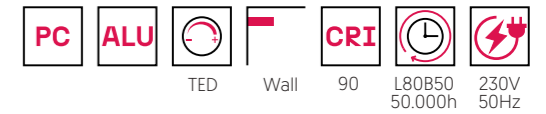
Wollas S
V101100T7B

WOLLAS

COLLECTION



WOLLAS



WOLLAS S

Color	Art.No	EUR
○ White	V101100T7W	89,90
● Black	V101100T7B	89,90

WOLLAS L

Color	Art.No	EUR
○ White	V101200T7W	129,00
● Black	V101200T7B	129,00

TECHNICAL DETAILS


	Wollas S	Wollas L
Size	300x32x100mm	600x32x100mm
Lumen	900	1900
CCT Switch	2700K/3000K	2700K/3000K
Wattage	11.8W	21.5W

SASS LED



General Info

Driver	included
Lightsource	LED integrated
LED-Type	SMD




SASS LED

	Art.No	EUR
SASS S	V102001A7W	49,90
SASS M	V102002T7W	64,90

TECHNICAL DETAILS

	Sass S	Sass M
Size	132x100x33mm	168x120x43mm
Lumen	60	230
CCT	2700K/3000K	2700K/3000K
Wattage	2W	4.5W
Steering	on/off	Triac

SOTT LED



General Info

Driver	included
Lightsource	LED integrated
LED-Type	SMD



SOTT LED*

	Art.No	EUR
Round	V102111A2W	39,90
Square	V102211A2W	39,90

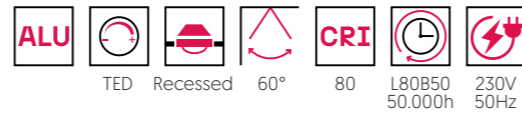
TECHNICAL DETAILS

	Round	Square
Size	85x32mm	85x32mm
Lumen	11	5
CCT	2700K	2700K
Wattage	2W	2W

* Fits into flush-mounting box of 68mm (not included).

DREY 35W**General Info**

Lightsource	LED integrated
LED-Type	COB
CCT	3000K

**DREY 35W**

Driver included	Art.No	EUR
Yes	V104002T3W	99,90
No	V104002N3W	79,90

TECHNICAL DETAILS**DREY 35W**

Installation Diameter	205mm
Dimensions	215x107mm
Lumen	3820
Wattage	35W



BEKALE HIGHBAY



General Info

Lightsource	LED integrated
LED-Type	SMD



HIGHBAY ECO

Color	Art.No	EUR
● Black	V103201A4B	89,00



HIGHBAY MULTI

Color	Art.No	EUR
● Black	V103200S7B	199,00

TECHNICAL DETAILS

	Eco	Multi
Size	230x152mm	295x187mm
Lumen	15000	30000
CCT	4000K	4000K/5000K
Wattage	100W	200W
Beam Angle	90°	60°/85°/105°

COMPONENTS



Motion Sensor Bekale 200

1-10V, 10.5-15VDC		
Size	52x20mm	

Color	Art.No	EUR
○ White	V831000F0W	34,90



Remote Control Bekale 200

IR Remote Control, 3VDC		
Size	147x68.8x25.2mm	

Color	Art.No	EUR
○ White	V831001N0W	69,00



Bracket, Fixed Bekale 200

Material	Iron	
Size	150x130x30mm	

Color	Art.No	EUR
● Black	V832101N0B	12,90



Bracket, Fixed Bekale100, Eco

Material	Iron	
Size	185x142x25mm	

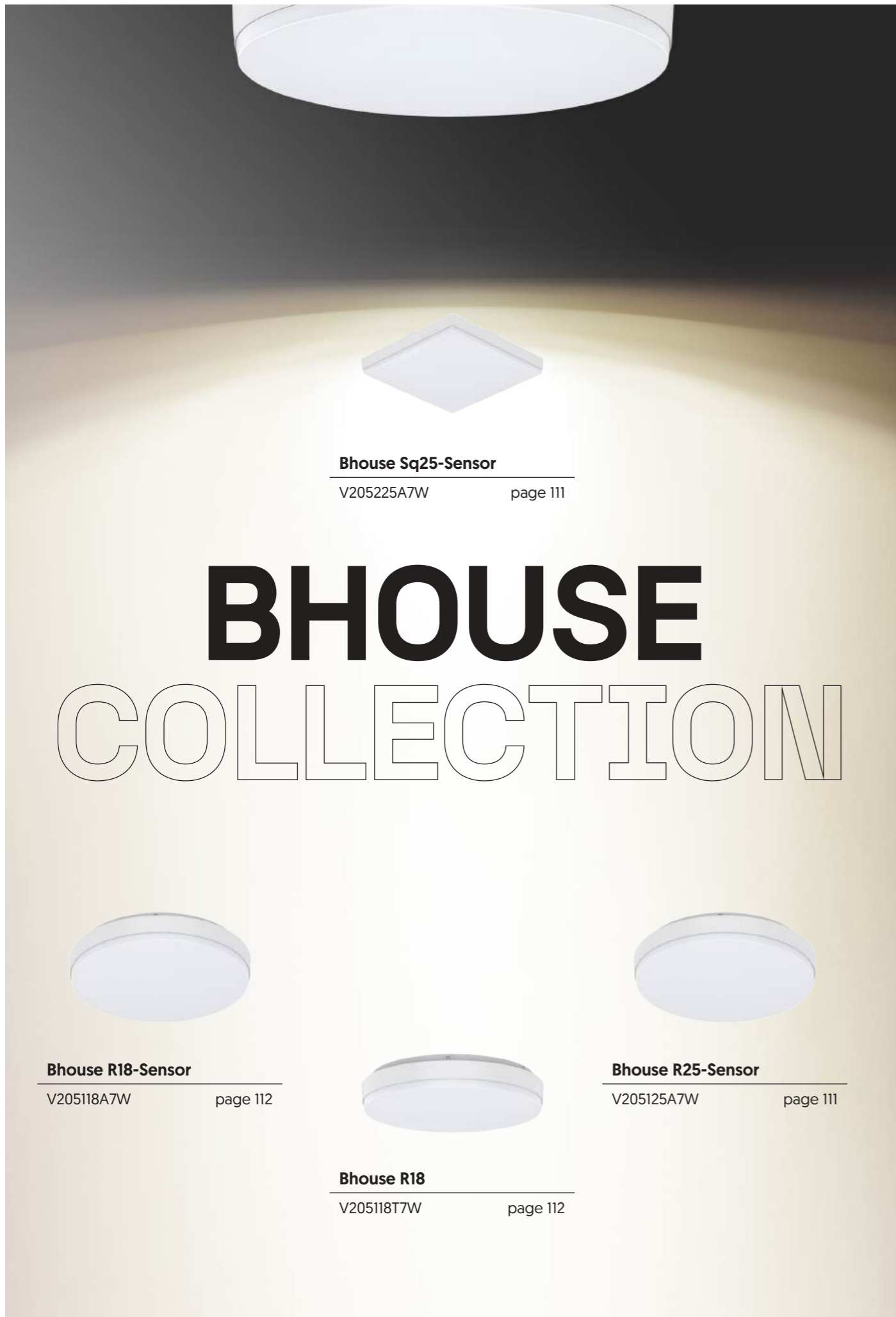
Color	Art.No	EUR
● Black	V832102N0B	10,00



PC Diffuser with Cover Bekale 200

Material	Polycarbonate	
Size	421x189mm	

Color	Art.No	EUR
○ White	V832100N0T	49,00



Bhouse Sq25-Sensor
V205225A7W page 111

BHOUSE COLLECTION



Bhouse R18-Sensor
V205118A7W page 112



Bhouse R18
V205118T7W page 112



Bhouse R25-Sensor
V205125A7W page 111

BHOUSE 25-SENSOR



General Info	
Lightsource	LED integrated
LED-Type	SMD
CCT	Switch



BHOUSE 25-S ROUND

Color	Art.No	EUR
○ White	V205125A7W	109,00



BHOUSE 25-S SQUARE

Color	Art.No	EUR
○ White	V205225A7W	119,00

TECHNICAL DETAILS

	25-S Round	25-S Square
Size	275x65mm	275x275x65mm
Lumen	2800	2800
CCT Switch	2700K/3000K/4000K	2700K/3000K/4000K
Wattage	25W	25W

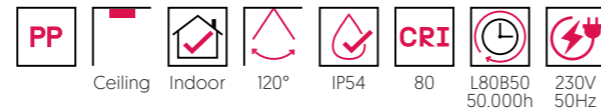
BHOUSE R18

BHOUSE R18-SENSOR



General Info

Lightsource	LED integrated
LED-Type	SMD
CCT	Switch



BHOUSE R18


Color	Art.No	EUR
○ White	V205118T7W	59,00

BHOUSE R18-SENSOR


Color	Art.No	EUR
○ White	V205118A7W	79,00

TECHNICAL DETAILS

	R18	R18-Sensor
Size	275x65mm	275x65mm
Lumen	2100	2100
CCT Switch	2700K/3000K/4000K	2700K/3000K/4000K
Wattage	18W	18W
Steering	Triac (TED)	on/off




VLING COLLECTION



VLING LED-Panel

V104620A7W page 115



VLING Deep Frame


V832620N0W page 116



VLING Mounted Frame-Kit


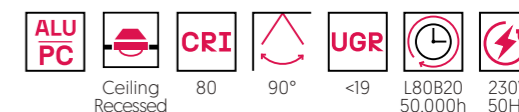
V832621N0W page 116

VLING LED-PANEL



General Info

Driver	included
Lightsource	LED integrated
LED-Type	SMD
CCT	Switch
Technology	Backlight



VLING LED-PANEL

	Art.No	EUR
VLING 600	V104600A7W	59,90
VLING 620	V104620A7W	59,90

TECHNICAL DETAILS

	600	620
Size	595x595x26mm	620x620x26mm
Lumen	4800	4800
CCT	3000K/4000K	3000K/4000K
Wattage	40W	40W


+ADDONS

	Art.No	EUR
Vling clips, set 4	V832007N0I	4,90
Vling Suspension kit, 3m length, 2 pcs	V832001N0I	17,90



Dali Driver	
Art.No	EUR
V831100D0W	39,90

VLING FRAME




ALU

SURFACE MOUNTED FRAME-KIT



Surface

	Art.No	EUR
VLING Mounted 600	V832601N0W	24,90
VLING Mounted 620	V832621N0W	24,90




Ceiling Recessed

DEEP FRAME

	Art.No	EUR
VLING Deep 600	V832600N0W	49,90
VLING Deep 620	V832620N0W	54,90

TECHNICAL DETAILS

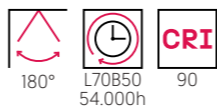
	Surface Mounted Frame 600	Surface Mounted Frame 620	Deep Frame 600	Deep Frame 620
Size	600x600x63mm	625x625x63mm	600x600x70mm	625x625x70mm



Pure
EFFICIENCY.

LED STRIP

SMD 48V, incl. 3M adhesive-tape; max 10m with one feedin



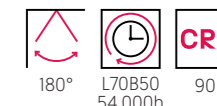
2700k		
Color	Art.No	EUR
○ Transparent	V122048N2T	59,90

4000k		
Color	Art.No	EUR
○ Transparent	V122048N4T	59,90

3000k		
Color	Art.No	EUR
○ Transparent	V122048N3T	59,90

LED STRIP

CSP 24V, incl. 3M adhesive-tape; max 5m with one feedin



2700k		
Color	Art.No	EUR
○ Transparent	V122001N2T	69,90

4000k		
Color	Art.No	EUR
○ Transparent	V122001N4T	69,90

IP68, 2700k		
Color	Art.No	EUR
○ Transparent	V222001N2T	99,90

3000k		
Color	Art.No	EUR
○ Transparent	V122001N3T	69,90

IP68, 3000k		
Color	Art.No	EUR
○ Transparent	V222001N3T	99,90

TECHNICAL DETAILS

CCT	2700K	3000K	4000K
Cable Length	15cm	15cm	15cm
Size	10x1.2mm	10x1.2mm	10x1.2mm
Length	5m	5m	5m
Lumen/m	1650	1680	1730
CCT	2700K	3000K	4000K
Wattage	14.4W per meter	14.4W per meter	14.4W per meter
Voltage	48V	48V	48V

For suitable 48V Driver visit vysnlighting.com

TECHNICAL DETAILS

	2700K	3000K	4000k	IP68, 2700k	IP68, 3000k
Cable Length	15cm	15cm	15cm	15cm	15cm
Size	8x1.8mm	8x1.8mm	8x1.8mm	10x5mm	10x5mm
Length	5m	5m	5m	5m	5m
Lumen/m	780	780	890	960	980
CCT	2700K	3000K	4000K	2700K	3000K
Wattage	10W per meter	10W per meter	10W per meter	10W per meter	10W per meter
Voltage	24V	24V	24V	24V	24V

POWER SUPPLY

Triac Dimmable, 230V/50Hz 24V		
Watt	Art.No	EUR
25W	CV25W24CG Triac	49,90
50W	CV50W24CG Triac	79,90
100W	CV100W24CG Triac	139,00

Driver 230V/50Hz 48V		
Watt	Art.No	EUR
150W	LT-150-48T Triac	84,90
240W	LT-240-48T Triac	124,90
150W	LT-150-48DDali	94,90
240W	LT-240-48DDali	139,00

Dim to Warm		
Color	Art.No	EUR
○ Transparent	V123024NIT	89,90

TECHNICAL DETAILS

Dim To Warm	
Cable Length	15cm
Size	10x1.2mm
Length	5m
Lumen / m	1010
CCT	1800K - 3000K
Wattage / m	10W
Voltage	24V



COMPONENTS

ALU

LED Profile In

Size 2000x26.35x13mm



Color	Art.No	EUR
○ White	V124201N0W	19,90
● Black	V124201N0B	19,90
○ Silver	V124201N0S	16,90



D2W Strip Feedin 24V/2.5A

Length 15cm

Color	Art.No	EUR
○ Transparent	V831124N0T	1,39



D2W Strip Flex Connector 24V/2.5A

Length 15cm

Color	Art.No	EUR
○ Transparent	V831224N0T	1,98

CSP

Endcap / Feedin Set IP68 Strip



Color	Art.No	EUR
○ Transparent	V831068N0T	3,90

CSP

90° Strip Connector 24V/2.5A



Color	Art.No	EUR
○ Transparent	V831005N0T	1,98

CSP

180° Strip Connector 24V/2.5A




Color	Art.No	EUR
○ Transparent	V831006N0T	1,98

ALU

LED Profile On

Size 2000x17.6x13mm



Color	Art.No	EUR
○ White	V124202N0W	14,90
● Black	V124202N0B	14,90
○ Silver	V124202N0S	12,90

PC

LED Profile Cover, Frosted



Size 2000x15.9x3.81mm

Color	Art.No	EUR
○ White	V124204N0W	9,90

CSP

Strip Feedin 24V/2.5A



Length 15cm

Color	Art.No	EUR
○ Transparent	V831007N0T	1,98



D2W Strip2Strip Connector 24V/2.5A

Color	Art.No	EUR
○ Transparent	V831024N0T	0,98




LED Profile Cap, 2pcs

Color	Art.No	EUR
○ White	V124203N0W	2,99
● Black	V124203N0B	2,99
○ Silver	V124203N0S	2,99



SMART HOME ACCESSORIES



Zigbee switch+dimmer			
Color	Art.No	EUR	
○ White	V830001Z0W	59,90	

Zigbee AC triac dimmer			
Color	Art.No	EUR	
○ White	V830003ZT0W	99,90	

Zigbee to Triac dimmer			
Color	Art.No	EUR	
○ White	V830002ZT0W	69,90	

Zigbee to DALI push dimmer			
Color	Art.No	EUR	
○ White	V830001ZD0W	89,90	

Zigbee Plug, Euro			
Color	Art.No	EUR	
○ White	V830006Z0W	79,90	

TECHNICAL DETAILS

	Zigbee switch+dimmer 1 groups	Zigbee AC triac dimmer	Zigbee to Triac dimmer	Zigbee to DALI push dimmer	Zigbee Plug, Euro
Size	86x86x15.2mm	83.5x83.5x50.9mm	45.5x45x20.3mm	95x37x20mm	114.8x54.8x74.7mm
Steering	Zigbee	Zigbee/Triac(TED)	Zigbee/Triac(TED)	Zigbee/DALI	Zigbee



DALI to Triac AC Dimmer			
Color	Art.No	EUR	
○ White	V830001DT0W	69,90	

Casambi to DALI converter			
Color	Art.No	EUR	
○ White	V830001CD0W	179,00	

Push to DALI switch+dimmer			
Color	Art.No	EUR	
○ White	V830001D0W	79,90	

Zigbee constant voltage Controller 12-24V			
Color	Art.No	EUR	
○ White	V830000Z0W	69,90	

Led dimmer Universal Triac 2W ~350W			
Color	Art.No	EUR	
○ White	V830350T0N	54,90	

compatible with Busch Jäger, Berker, Gira, Jung and more

TECHNICAL DETAILS

	DALI to Triac AC Dimmer	Casambi to DALI converter	Push to DALI switch+dimmer	Zigbee constant voltage Controller 12-24V	Led dimmer Universal Triac 2W ~350W
Size	45.5x45x20.3mm	95x37x20mm	49.8x43.3x15.1mm	45x46.5x16mm	70x70x24mm
Steering	DALI/Triac(TED)	Casambi/DALI	DALI	Zigbee	TED

ATUH SMALL



ATUH SMALL

Color	Art.No	EUR
● Black	V212001N9B	29,90

TECHNICAL DETAILS

Atuh Small	
Size	65x102x269mm
Cable Length	1500mm
Wattage	8W

+ADDONS

LED PAR51, GU10, 7W, 36°	
Energy Consumption	7KWh/1000h

Lumen	Kelvin	Art.No	EUR
510	2700K	V725736T2W	4,90
530	3000K	V725736T3W	4,90



ETTO LED WALL LIGHT



General Info

Lightsource	LED integrated
LED-Type	SMD
CCT	2700K



ETTO LED WALL LIGHT

Color	Art.No	EUR
● Black	V201002A2B	57,90

TECHNICAL DETAILS

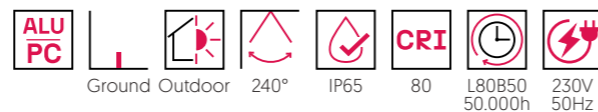
Etto LED Wall Light	
Size	270x147x83mm
Lumen	1750
Wattage	20W

GRAPHIA P



General Info

Lightsource	LED integrated
LED-Type	SMD
CCT	Switch



GRAPHIA P24

Color	Art.No	EUR
● Black	V208100A7B	229,00

GRAPHIA P78

Color	Art.No	EUR
● Black	V208200A7B	369,00

incl. **GRAPHIA CONNECTOR**



+ADDONS

Graphia Ground Spike*	
Material	Stainless Steel

* For more infos please contact your sales-partner.



TECHNICAL DETAILS

	Graphia P24	Graphia P78
Size	120x120x245mm	780x120x120mm
Lumen	550	750
CCT	2700K / 3000K	2700K / 3000K
Wattage	7.6W	10W

GRAPHIA W



General Info

Lightsource	LED integrated
LED-Type	SMD
CCT	Switch



GRAPHIA W14

Color	Art.No	EUR
● Black	V201001T7B	149,00

GRAPHIA W25

Color	Art.No	EUR
● Black	V201002T7B	159,00

TECHNICAL DETAILS

	Graphia W14	Graphia W25
Size	143x120x120mm	110x100x250mm
Lumen	550	660
CCT	2700K / 3000K	2700K / 3000K
Wattage	7.6W	10W



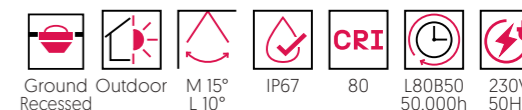
INGROUND SPOT



» Stainless Steel 316

General Info

Lightsource	LED integrated
LED-Type	COB
CCT	2700K
Steering	TRIAC



INGROUND SPOT M

	Art.No	EUR
Round	V211001T2I	169,00
Square	V211100T2I	169,00

INGROUND SPOT L

	Art.No	EUR
Round	V211003T2I	329,00
Square	V211300T2I	329,00

INGROUND MOUNTING POT

Size	Art.No	EUR
M	V211001N0B	24,90
L	V211002N0B	39,90



TECHNICAL DETAILS

	InGround Spot M	Spot L	Mounting Pot M	Mounting Pot L
Size	120x120x105mm	175x175x136mm	130x170mm	180x190mm
Lumen	520	2100		
Wattage	6W	20W		

Obox Ceiling Round

V203201A2B

page 134



Obox Ceiling Square

V203202A2B

page 134



Obox Wall Slim Square

V201102A2B

page 131

OBOX

COLLECTION



Obox Wall Round Up-Down

V201302A2B

page 133



Obox Wall Square Up-Down

V201202A2B

page 133



Obox Wall Square Down

V201201A2B

page 132



Obox Wall Round Down

V201301A2B


page 132

OBOX WALL SLIM SQUARE



General Info

Lightsource	LED integrated
LED-Type	COB
CCT	2700K



OBOX WALL SLIM SQUARE

Color	Art.No	EUR
● Black	V201102A2B	99,00

TECHNICAL DETAILS

Obox Wall Slim Square

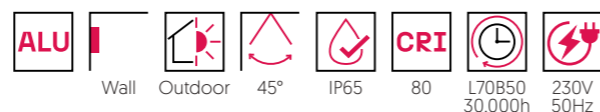
Size	52x86x117mm
Lumen	990
Wattage	13W

OBOX WALL DOWN



General Info

Lightsource	LED integrated
LED-Type	COB
CCT	2700K



OBOX WALL SQUARE DOWN

Color	Art.No	EUR
● Black	V201201A2B	149,00



OBOX WALL ROUND DOWN

Color	Art.No	EUR
● Black	V201301A2B	129,00

TECHNICAL DETAILS

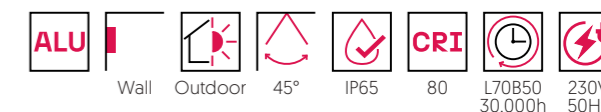
	Square Down	Round Down
Size	100x138x132mm	Ø90x179x118mm
Lumen	845	845
Wattage	13W	13W

OBOX WALL UP-DOWN



General Info

Lightsource	LED integrated
LED-Type	COB
CCT	2700K



OBOX WALL SQUARE UP-DOWN

Color	Art.No	EUR
● Black	V201202A2B	198,00



OBOX WALL ROUND UP-DOWN

Color	Art.No	EUR
● Black	V201302A2B	189,00

TECHNICAL DETAILS

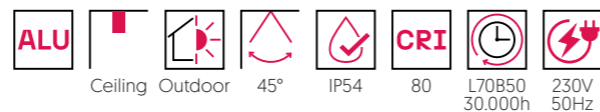
	Square Up-Down	Round Up-Down
Size	100x220x132m	Ø90x223x118mm
Lumen	1570	1570
Wattage	26W	26W

OBOX CEILING



General Info

Lightsource	LED integrated
LED-Type	COB
CCT	2700K



OBOX CEILING SQUARE

Color	Art.No	EUR
● Black	V203202A2B	129,00




OBOX CEILING ROUND

Color	Art.No	EUR
● Black	V203201A2B	119,00

TECHNICAL DETAILS

	Ceiling Square	Ceiling Round
Size	100x140mm	Ø90x137mm
Lumen	845	845
Wattage	13W	13W



Obox Wall Square Up-Down
V201202A2B



Salsa Pure
V203100A7B page 137

SALSA COLLECTION



Salsa Lid
V203300A7B page 138



Salsa Trim
V203200A7B page 139

SALSA PURE



General Info	
Lightsource	LED integrated
LED-Type	SMD
CCT	Switch



SALSA PURE

Color	Art.No	EUR
● Black	V203100A7B	99,00

TECHNICAL DETAILS

Salsa Pure	
Size	250x64mm
Lumen	2050
CCT Switch	2700K/3000K/4000K
Wattage	18W

SALSA LID



General Info

Lightsource	LED integrated
LED-Type	SMD
CCT	Switch




SALSA LID

Color	Art.No	EUR
● Black	V203300A7B	89,00

TECHNICAL DETAILS

Salsa Lid	
Size	250x74mm
Lumen	1100
CCT Switch	2700K/3000K/4000K
Wattage	12W

SALSA TRIM



General Info

Lightsource	LED integrated
LED-Type	SMD
CCT	Switch



SALSA TRIM

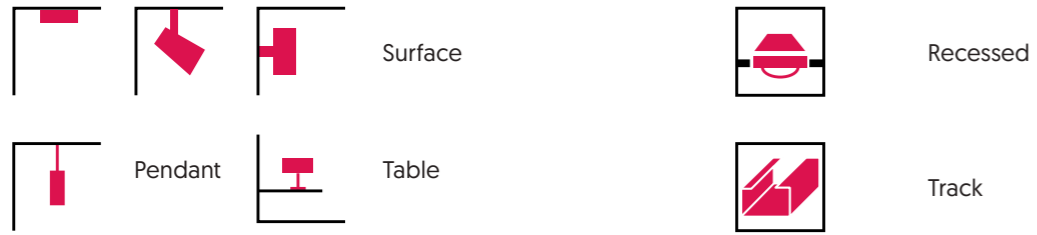
Color	Art.No	EUR
● Black	V203200A7B	119,00

TECHNICAL DETAILS

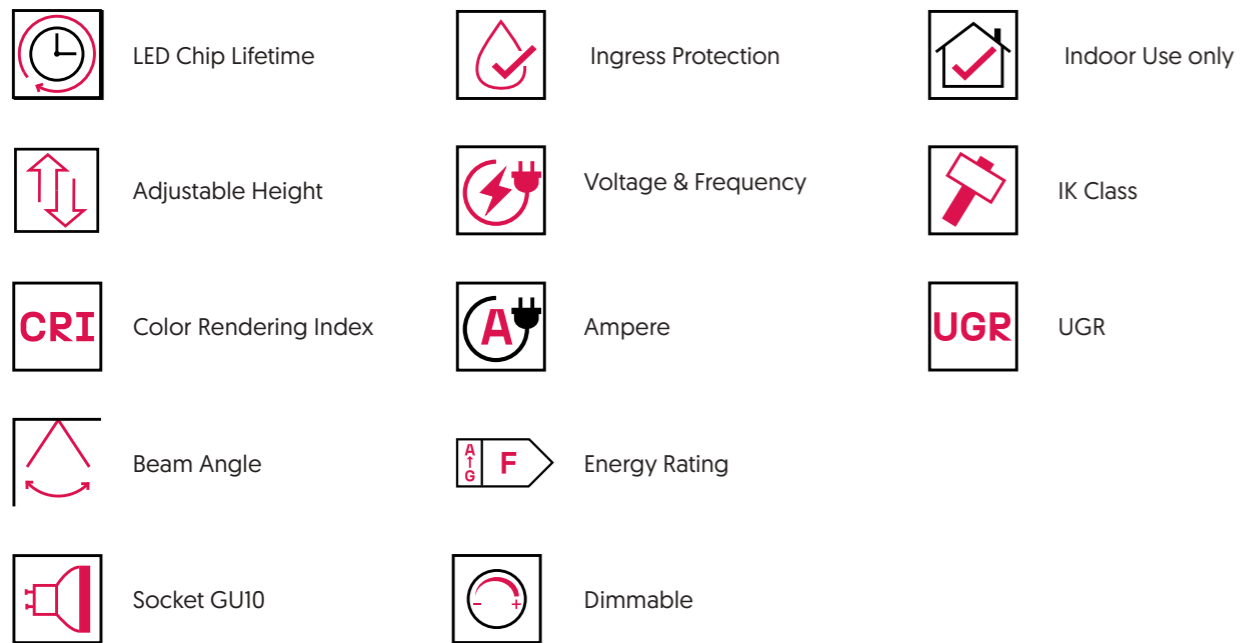
Salsa Trim	
Size	300x64mm
Lumen	2020
CCT Switch	2700K/3000K/4000K
Wattage	18W

ICONS

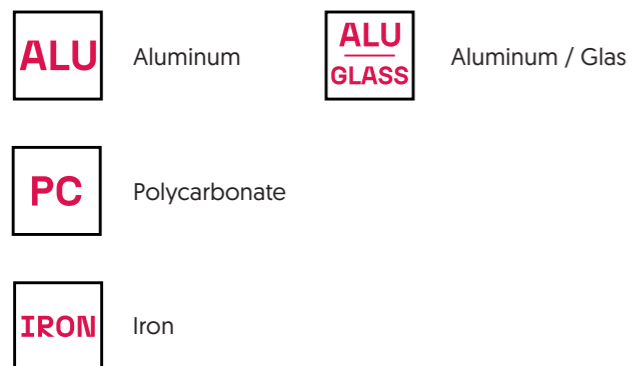
INSTALLATION



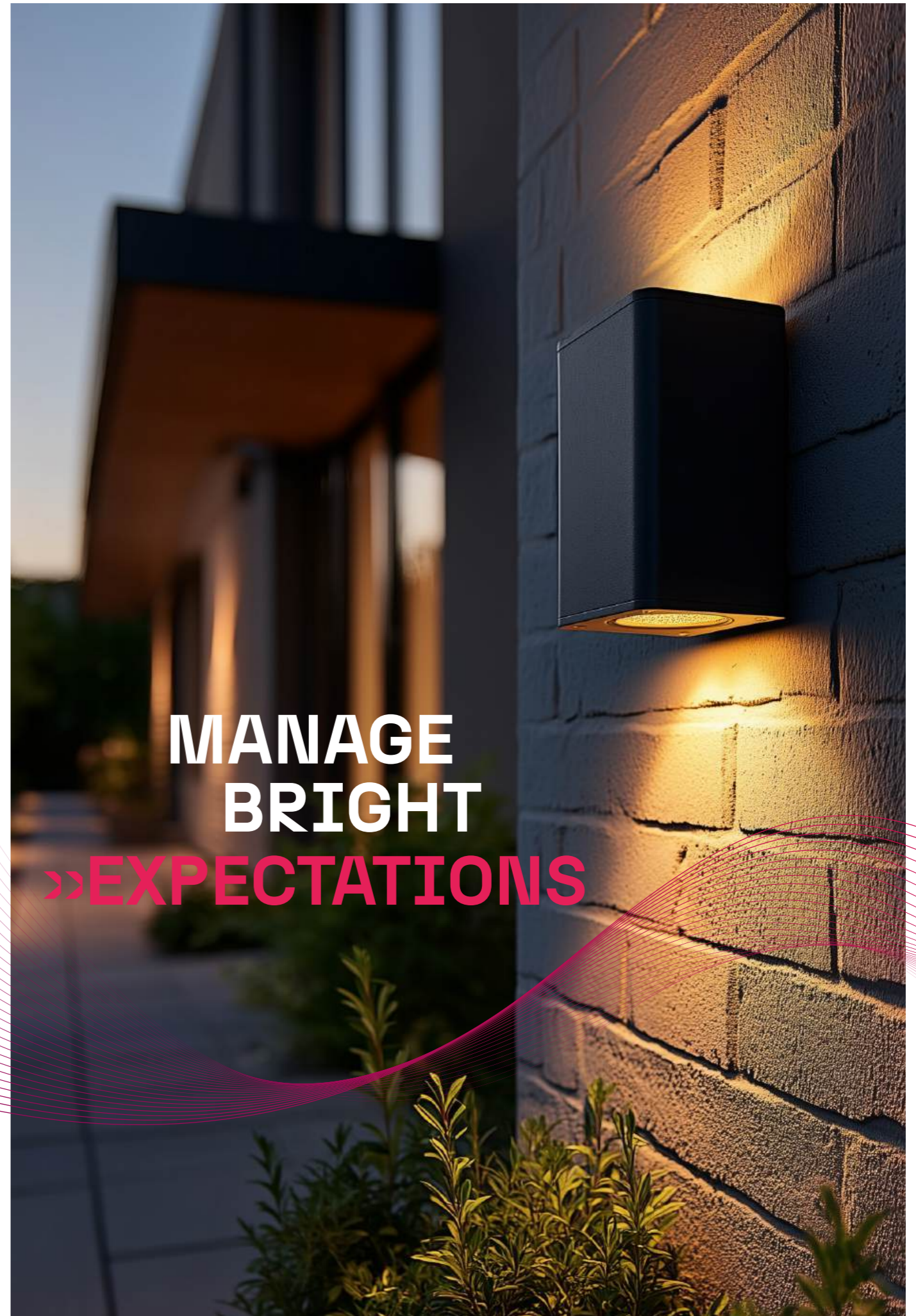
SPECIFICATIONS



MATERIALS




- All prices listed in this catalogue are **RRP (Recommended Retail Prices) excluding VAT**.
- This catalogue is intended for **B2B customers only**.
- **Colours and shapes** depicted in this catalogue are for **illustrative purposes only**. Actual products may vary in appearance and are subject to change over time. Vysn assumes no responsibility for such variations.
- Prices in this catalogue are for **reference purposes only**. Prices may change throughout the year. For the latest and accurate pricing, please refer to our website.
- **Vysn reserves the right** to modify prices, sales conditions, or delivery terms at any time without prior notice.
- Unless specific individual customer conditions have been established, the general terms and conditions apply. For more details, visit www.vysnlighting.com/service.
- For **returns, repairs, or warranty cases**, please follow the guidelines provided on our website at www.vysnlighting.com/service.



DESIGN MANUFACTURE DEVELOP

»»LIGHT



VYSN GmbH
Siemensstr. 12
D-52525 Heinsberg
sales@vysn.de
+49 (0) 2452 - 98 87 10
vysnlighting.com

