



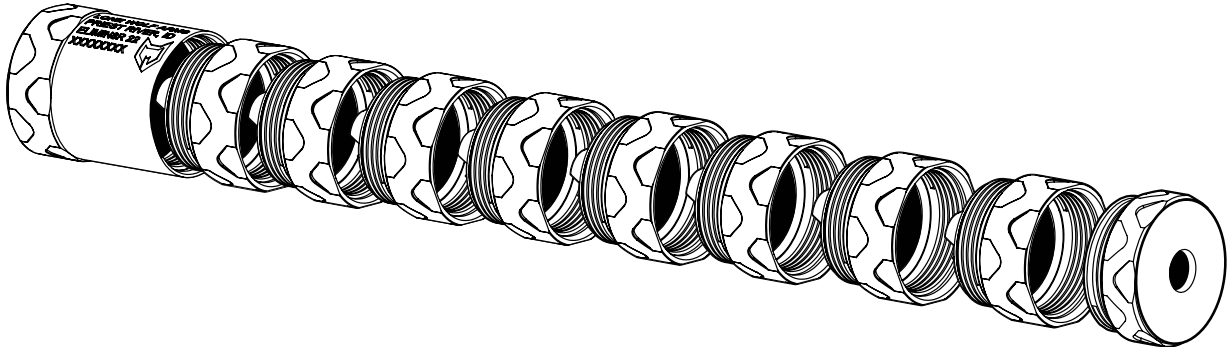
ELIMINATOR 22
SUPPRESSOR OWNERS MANUAL



Before using this suppressor, please ensure you have read, and thoroughly understand this manual. Failure to do this can result in property damage, injury and or death. Always follow the five rules of gun safety.

TABLE OF CONTENTS

Product Overview	3
Specifications	4
General Considerations	6
Mounting Options	8
Removal	9
Cleaning/Maintenance	10
Disclaimers	11



1. PRODUCT OVERVIEW

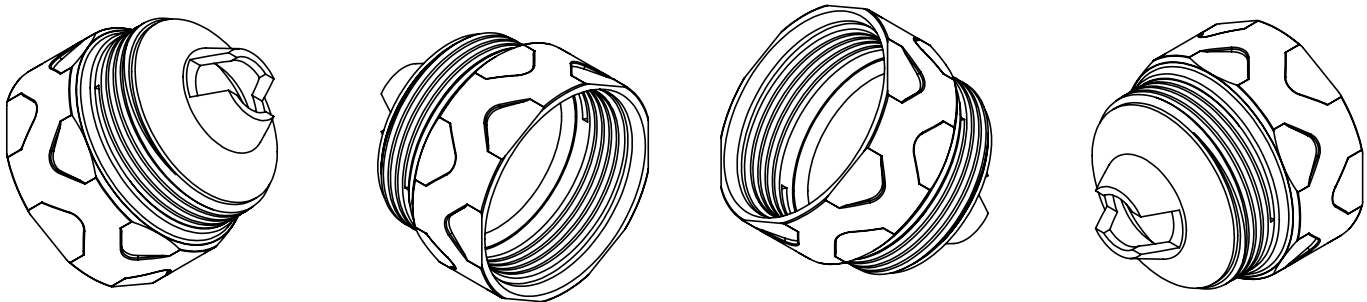
The LONE WOLF ARMS ELIMINATOR 22 sound suppressor is a modular, multicaliber sound mitigator that is compatible with a variety of host firearms and calibers, utilizing different mounting options.

Observe all warning within this manual for safe operation of your suppressor.

ALL NFA RULES APPLY.

Lead Exposure Warning:

Your suppressor will collect lead and other potentially harmful chemicals. It is recommended that you wash your hands thoroughly and be aware of any exposure that may occur.



2. SPECIFICATIONS

Caliber: 22LR up to 5.7x28 (See details in Caliber Ratings Section)

Length: 2.32" (shortest) to 4.8" (with full baffle stack)

Diameter: 1.0"

Weight: 2.39 oz (shortest) to 4.8 oz (with full baffle stack)

Material: 7075-T6 Aluminum and 17-4 Stainless Steel

Coating: Black Anodize Type III Class 2 and Salt Bath Nitride

Rate of Fire: full auto rated

Due to the modular design of the LONE WOLF ARMS ELIMINATOR .22 Suppressor, users can choose how many baffles to use while shooting. The suppressor includes eight baffles for maximum suppression. LONE WOLF ARMS encourages users to remove one baffle at a time and shoot the suppressor until the desired size and sound reduction levels are met. Bear in mind, the less baffles on the suppressor the less sound reduction will occur. Performance will also be affected by ammunition type and barrel length of the host firearm.

The baffles are all the same and can be put back together in any order. Rigorous testing proved that the sound reduction is the same regardless of baffle orientation.



2. SPECIFICATIONS

Caliber Ratings:

The LONE WOLF ARMS ELIMINATOR .22 Suppressor is compatible with different caliber host firearms. These include but may not be limited to:

.22 LR

.22 Magnum

17 HMR

5.7x28mm

If you have a question about caliber compatibility, please contact LONE WOLF ARMS customer service by phone at 208-448-0600, or by email at customerservice@lonewolfdist.com.

The largest caliber your suppressor is designed for is .22 caliber, anything larger in diameter will result in damage to the suppressor.

The highest pressure ammo your suppressor is rated for is 5.7x28mm, exceeding this pressure will result in damage to the suppressor.



3. GENERAL CONSIDERATIONS

Ammunition Considerations:

Your choice in ammunition will have a major effect on the sound reduction performance from your suppressor. We recommend only using quality ammunition, loaded to SAAMI specifications. Avoid using reloaded ammunition as it may cause damage.

- The use of lead cast bullets may increase the amount of fouling inside your suppressor, requiring more cleaning.
- Frangible or bird shot type ammunition is not recommended for use with the LONE WOLF ARMS ELIMINATOR .22 Suppressor and may cause damage or injury.
- Hollow point ammunition is ok for use in your suppressor.



3. GENERAL CONSIDERATIONS

Barrel Length Considerations:

The LONE WOLF ARMS ELIMINATOR .22 Suppressor does not have barrel length restrictions associated with calibers. It is important to take note of barrel concentricity.

Concentricity Considerations:

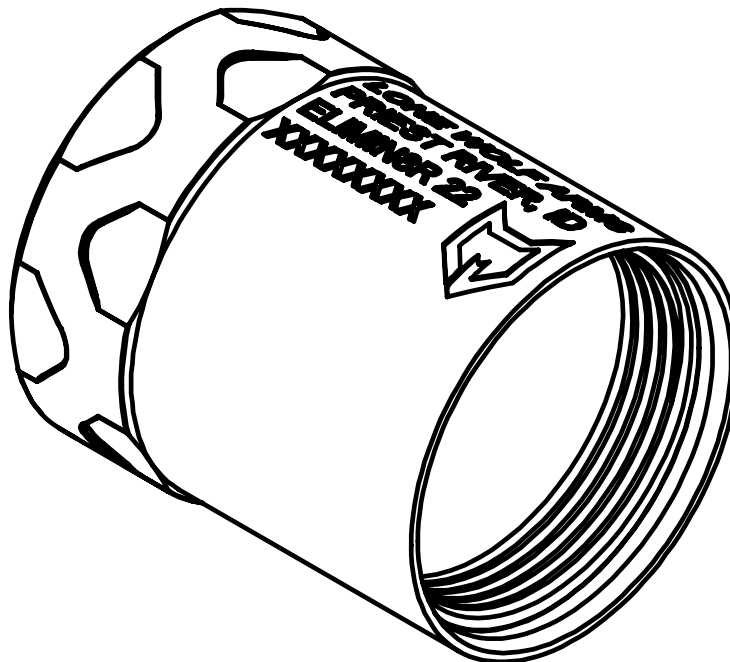
To reduce the risk of a baffle strike on your suppressor, it is important to check the alignment of the suppressor on any new host firearm. The threads of the barrel must be aligned to the bore axis. Use the proper tools and techniques to verify alignment or have a qualified gunsmith perform this step to avoid damaging or destroying your suppressor and/or firearm.



4. MOUNTING OPTIONS

The LONE WOLF ARMS ELIMINATOR .22 Suppressor utilizes a direct thread end cap. It is compatible with most 1/2-28" threaded muzzles.

Some pistols may require a 1/2-28" adaptor to convert smaller or metric threaded barrels to 1/2-28" TPI.



5. REMOVAL

Be cautious! The suppressor will have become extremely hot after use and could cause burns or injury. Let the suppressor cool to ambient temperature before removal. If the suppressor is not allowed to cool, protective measures should be implemented.



6. CLEANING & MAINTENANCE

The LONE WOLF ARMS ELIMINATOR .22 Suppressor will require maintenance for best performance. Generally, the minimum maintenance needed is keeping the mount area free of carbon and other debris and the threads of the baffles. The taper threads between baffles will help reduce carbon locking, but regular cleaning is still advised.

The LONE WOLF ARMS ELIMINATOR .22 Suppressor does feature an aluminum body and baffles. Be aware of what chemicals you choose to use and that they are safe to use with anodized aluminum.



7. DISCLAIMERS

The Magnuson-Moss Act (Public Law 93-637) does not require any seller or manufacturer of a consumer product to give a written warranty. It does provide that if a written warranty is given, it must be designated as “limited” or as “full” and sets minimum standards for a “full” warranty. Vigilant Gear LLC (DBA Lone Wolf Arms) has elected not to provide any written warranty, either “limited” or “full”, rather than to attempt to comply with the provisions of the Magnuson-Moss Act and the regulations issued thereunder. There are certain implied warranties under state law with respect to sales of consumer goods. As the extent and interpretation of these implied warranties varies from state to state, you should refer to your state statutes. Lone Wolf Arms wishes to assure its customers of its continued interest in providing service to owners of Lone Wolf Arms products.

If you have any questions regarding this product, please contact customer service by phone at 208-448-0600 or by email at customerservice@lonewolfdist.com.





ELIMINATOR 22

SUPPRESSOR OWNERS MANUAL